



UNIVERSITY
of VIRGINIA

INTERNATIONAL
STUDIES OFFICE



2022-2023 Facts & Figures

**International Students & Scholars Program • Education Abroad
Lorna Sundberg International Center**

Table of Contents

Click on each subheading to jump to that section. To return to this page, please click “Contents” on the bottom of the page.		
ABOUT THE ISO		3
INTERNATIONAL STUDENTS & SCHOLARS PROGRAM		
	Non-U.S. Citizen Enrolled Students and OPT	5
	Enrolled Students by Schools	6
	Top Sending Countries	7
	All Sending Countries	7
	Degrees Conferred	9
	Visiting Scholars and Exchange Students	10
	International Faculty	11
	Student Awards & Honors	12
EDUCATION ABROAD		
	Total Participation	13
	UVA Faculty-Led Education Programs	14
	Experiential Programs Abroad	14
	Student Participant Demographics	15
	Leading Destinations	16
	All Destinations	17
	Participation as Percentage of School of Enrollment	19
	Class of 2023 Education Abroad Participation	20
	Undergraduate by Academic Year	20
	Degree Program of Undergraduate Student Participants	21
	Undergraduate Majors by Academic Year	22
	Degree Program of Graduate Student Participants	25
	Financial Aid for Education Abroad, Undergraduate Students	26
	Education Abroad Program and Course Evaluation Data, Undergraduate Students	27
	Historical Participation Data	28
	International Academic Affiliation Agreements	29
LORNA SUNDBERG INTERNATIONAL CENTER		
	Activity Summary	30
	Participant Home Countries and Status	31

About the ISO

The International Studies Office (ISO), a division of UVA Global, is a University-wide resource which contributes to UVA's global mission through activities, programs and services designed to support the development of a globally aware, culturally diverse education and research environment. Through the International Students and Scholars Program, UVA Education Abroad, and the Lorna Sundberg International Center, the ISO provides expertise and infrastructure to help expand and sustain global education at the University of Virginia. The ISO is also home to the CORE (Cultural Orientation, Reflection, and Engagement) Program and the Peace Corps Prep Program.

International Students and Scholars Program staff:

- provide advice and counsel to the international student and scholar community
- serve as a resource in support of international initiatives
- provide programming and services to support the adjustment and integration of international students and scholars to the U.S. and the university community

Education Abroad staff:

- guide and advise students, scholars and faculty on education abroad
- provide information about study abroad opportunities and promote cross-cultural and safety awareness
- facilitate and ensure access to education abroad for students from diverse backgrounds and students from underrepresented groups
- collaborate with University leaders, faculty, staff, and others to increase student participation in education abroad
- assist faculty and administrators in setting up study abroad programs

Lorna Sundberg International Center staff and volunteers:

- offer programs and services to enhance the experience of UVA's international students, scholars, faculty and families
- provide opportunities for intercultural enrichment for the University and the local community

The ISO is funded through the Office of the Executive Vice President and Provost. The Director reports to the Vice Provost for Global Affairs, Stephen D. Mull. The ISO is advised by the Schools of the University, the University Risk Management Committee for Education Abroad, and the International Students and Scholars Advisory Council. In addition to the College and Graduate School of Arts and Sciences and the professional schools of the University, the ISO regularly collaborates with the Division of Student Affairs, Office of Summer and Special Academic Programs, University Housing and Dining Services, University Registrar, Student Financial Services, Office of Risk Management, Office of the General Counsel, Public Affairs, University Career Services, Center for Global Inquiry and Innovation, Task Force on Global Engagement, and student associations.

The operations of the ISO are informed by the University's Statement of Purpose and Code of Ethics and core values of honor and ethics, faculty excellence, innovation and collaboration in the pursuit of knowledge, and leadership for the public good and education for freedom. The ISO also endorses the University's Sustainability Plan and is a member of UVA's Green Workplace program, is committed to 100% zero-waste and carbon neutral events, invests in offsets for all ISO staff travel and student travel organized by the ISO, and works with faculty program directors and local partners to lower the carbon footprint of education abroad programs.

The ISO endorses the Statements of Ethics, Professional Competencies and Principles for Programs and Services developed by NAFSA: Association of International Educators and the Standards of Good Practice adopted by the Forum on Education Abroad.

International Students & Scholars Program

2,986
ENROLLED
STUDENTS & OPT
126
EXCHANGE
STUDENTS

410
SCHOLARS
147
FACULTY

106
COUNTRIES

It has been a year of firsts and new beginnings for the International Students and Scholars Program. ISSP welcomed two new staff members: ISSP Advisor Seth Hall and ISSP Program Coordinator Grace Medrano. The ISSP website has undergone a major redesign, which will allow students to access information, make requests, and schedule an appointment with an advisor more easily.

The International Students & Scholars Program saw an overall increase in numbers for both the F and J programs. The increase in J visas may be attributed to the new Visiting Graduate Researchers category, which brought additional scholars to the UVA community. Exchange participation returned to the robust numbers experienced pre-pandemic. The ability to electronically sign and transmit the DS-2019 for the first time has been a welcome change which has dramatically improved the speed and efficiency with which documents may be produced and represents a significant savings in mailing costs.

ISSP piloted two orientation programs this year. The first was a Pre-Arrival Orientation series comprised of six virtual sessions led by student, faculty, and staff panelists throughout the summer. The webinars, attended by hundreds of participants, included sessions on how to obtain visas, "What I wish I had known," important resources at UVA, American academic culture, health & wellness, and "Finding your community." All sessions were recorded and have been made available on the ISSP website. The Global Peer-to-Peer Mentoring program was also launched this summer. Global P2P arose out of an International Student Citizen Leaders Fellowship project and matches all incoming international undergraduates including exchange students with a peer mentor from their own country or region as a point of contact to assist with the adjustment process.

Ongoing programming operating under the auspices of ISSP includes Global Greeters, the International Student Support Group, and the International Student Citizen Leaders Fellowship.



NON-U.S. CITIZEN ENROLLED STUDENTS AND OPT, FALL 2022

STUDENT OVERVIEW	COUNT
Undergraduate	757
Graduate	1,553
OPT (all academic level)	676
GRAND TOTAL	2,986

ENROLLED STUDENTS BY SCHOOLS, FALL 2022

UNDERGRADUATE	COUNT
First-year	201
Second-year	177
Third-year	159
Fourth-year	175
Unspecified	45
TOTAL	757

GRADUATE	COUNT
CERT	1
Masters	647
Doctors	825
JD	16
MD	13
Course of Study	23
PND	28
TOTAL	1,553



ENROLLED STUDENTS BY SCHOOLS, FALL 2022

UNDERGRADUATE	TOTAL	NON-U.S. CITIZEN	% NON-U.S. CITIZEN
Architecture	404	28	7%
Arts & Sciences	11,345	552	5%
Commerce	815	66	8%
Education	532	12	2%
Engineering	2,997	96	3%
Leadership & Public Policy	181	1	1%
Nursing	448	2	0%
Post-Baccalaureate	30	2	7%
Visiting Undergraduate Non-Degree	97	89	92%
TOTAL	17,577	846	5%

GRADUATE	TOTAL	NON-U.S. CITIZEN	% NON-U.S. CITIZEN
Architecture	300	76	25%
Arts & Sciences	1,302	420	32%
Commerce	241	57	24%
Darden	1,027	239	23%
Data Science	210	13	6%
Education	1,390	31	2%
Engineering	1,161	540	47%
Law	957	63	7%
Leadership & Public Policy	131	8	6%
Medicine	619	13	2%
Medicine Graduate	376	87	23%
Nursing	312	6	2%
Visiting Graduate Non-Degree	44	43	98%
TOTAL	8,070	1,596	20%



TOP COUNTRIES, FALL 2022

COUNTRY OF CITIZENSHIP	UNDERGRADUATE
China	363
India	46
Korea, Republic of	25
United Kingdom	21
Canada	18
Vietnam	18
Singapore	15

COUNTRY OF CITIZENSHIP	GRADUATE
China	571
India	234
Korea, Republic of	69
Bangladesh	68
Nigeria	45
Poland	45
Iran (Islamic Republic of)	37

ALL DEGREE SEEKING STUDENTS BY COUNTRIES

By academic career and foreign citizenship country

COUNTRY	UGRAD	GRAD	TOTAL
Albania	1	0	1
Argentina	1	8	9
Armenia	0	1	1
Australia	7	2	9
Austria	1	1	2
Bahamas	1	0	1
Bahrain	0	1	1
Bangladesh	2	68	70
Barbados	1	0	1
Belarus	0	1	1
Belgium	2	4	6
Bermuda	1	0	1
Bhutan	0	1	1
Brazil	10	22	32
Cameroon	0	2	2
Canada	18	25	43
Chile	1	10	11
China	363	571	934
Colombia	5	18	23
Costa Rica	1	3	4
Cote D'Ivoire	0	1	1
Cyprus	1	1	2
Czech Republic	0	2	2
Denmark	2	2	4
Dominican Republic	1	1	2
Ecuador	10	4	14
Egypt	5	7	12
El Salvador	1	0	1
Estonia	1	0	1
Ethiopia	0	2	2

COUNTRY	UGRAD	GRAD	TOTAL
Finland	0	1	1
France	13	7	20
Gambia	0	1	1
Georgia	0	5	5
Germany	13	9	22
Ghana	0	8	8
Greece	0	6	6
Guatemala	4	0	4
Haiti	0	1	1
Honduras	0	2	2
Hong Kong	6	10	16
Hungary	0	1	1
India	46	234	280
Indonesia	7	8	15
Iran (Islamic Republic Of)	0	37	37
Ireland	2	2	4
Israel	1	5	6
Italy	8	12	20
Jamaica	2	4	6
Japan	5	22	27
Jordan	1	1	2
Kazakhstan	4	1	5
Kenya	1	2	3
Korea, Republic of	25	69	94
Kuwait	0	2	2
Lebanon	1	6	7
Libyan Arab Jamahiriya	0	1	1
Lithuania	0	3	3
Luxembourg	1	0	1
Macao	1	0	1

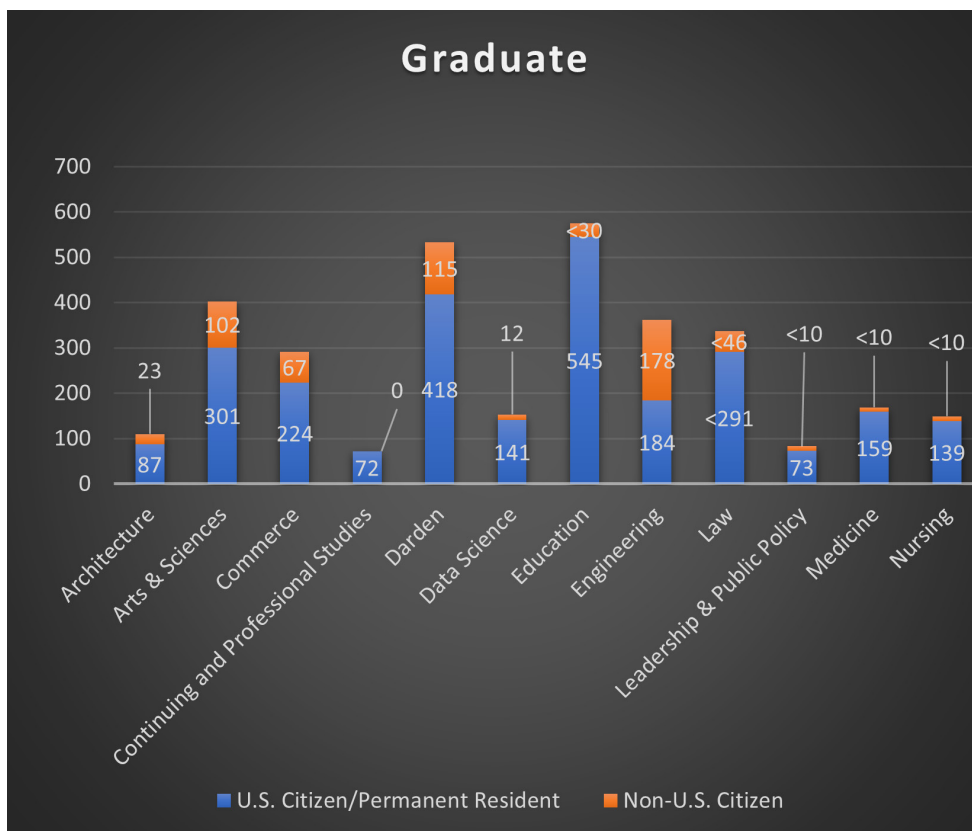
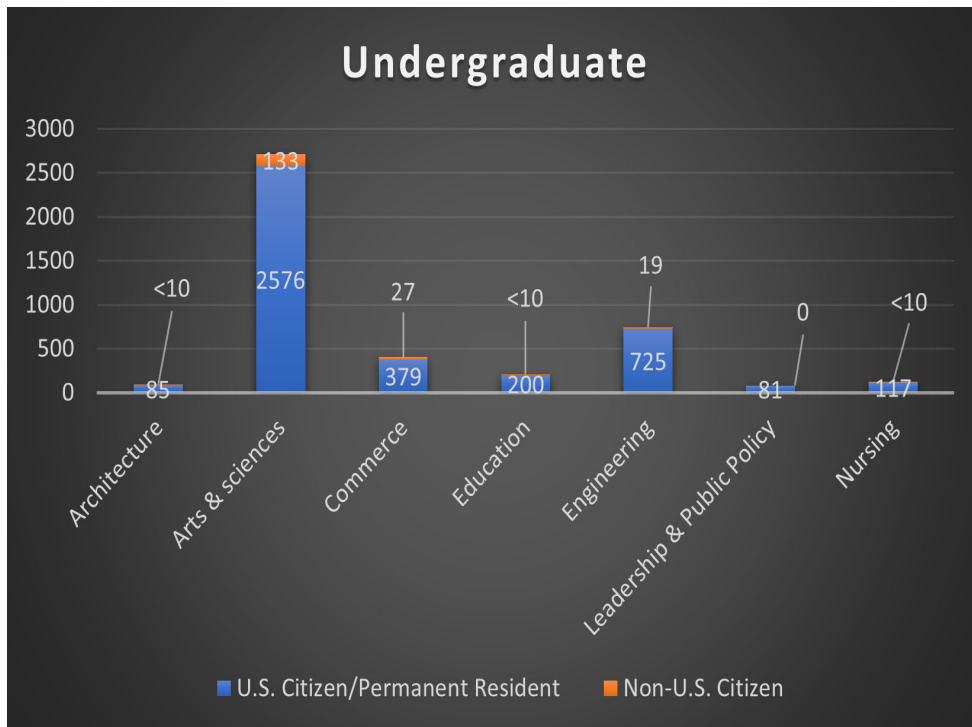
ALL STUDENTS BY COUNTRIES, CONT.

COUNTRY	UGRAD	GRAD	TOTAL
Malaysia	1	3	4
Malta	1	0	1
Mauritius	1	0	1
Mexico	4	21	25
Moldova, Republic of	0	1	1
Morocco	0	2	2
Multiple	13	16	29
Myanmar	2	1	3
Nepal	0	17	17
Netherlands	8	4	12
New Zealand	3	0	3
Nigeria	1	45	46
Norway	3	1	4
Pakistan	3	18	21
Panama	6	1	7
Paraguay	2	0	2
Peru	7	9	16
Philippines	3	9	12
Poland	1	45	46
Portugal	1	4	5
Republic of Serbia	1	1	2
Romania	0	1	1
Russian Federation	5	12	17
Saint Kitts and Nevis	1	0	1

COUNTRY	UGRAD	GRAD	TOTAL
Saudi Arabia	9	8	17
Senegal	0	2	2
Singapore	15	5	20
Slovenia	0	1	1
South Africa	5	1	6
Spain	8	8	16
Sri Lanka	0	19	19
Sweden	3	1	4
Switzerland	1	2	3
Syrian Arab Republic	1	0	1
Taiwan, Republic of China	10	18	28
Thailand	13	11	24
Tunisia	0	1	1
Turkey	4	13	17
Uganda	1	0	1
Ukraine	1	5	6
United Kingdom	21	7	28
Uruguay	1	1	2
Uzbekistan	0	1	1
Venezuela	2	2	4
Vietnam	18	15	33
Zimbabwe	0	3	3
TOTAL	757	1,553	2,310



DEGREES CONFERRED BY SCHOOL, 2022-2023



Note: Data includes Fall 2022, Spring 2023, and Summer 2023 conferral of degrees.

VISITING SCHOLARS AND EXCHANGE STUDENTS

VISITING SCHOLARS	
Female	165
Male	245
GRAND TOTAL	410

EXCHANGE STUDENTS	
Number of Students	126
Sending Countries	23
GRAND TOTAL	149

TOP SENDING COUNTRIES - VISITING SCHOLARS	
COUNTRY OF CITIZENSHIP	SCHOLARS
India	74
China	72
Korea, Republic of	42
Brazil	20
Japan	20

TOP SENDING COUNTRIES - EXCHANGE STUDENTS	
COUNTRY OF CITIZENSHIP	STUDENTS
Italy	14
Spain	13
Singapore	12
Germany	12
France	11



INTERNATIONAL FACULTY

TENURED AND TENURE-TRACK FACULTY			
SCHOOL	TOTAL	NON U.S. CITIZEN	U.S. CITIZEN/PERMANENT RESIDENT
Architecture	49	6	43
Arts & Sciences	576	15	561
Batten	16	0	16
Commerce	68	10	58
Continuing and Professional Studies	0	0	0
Education	73	0	73
Darden	75	7	68
Data Sciences	12	2	10
Engineering	158	11	147
Law	80	0	80
Medicine	564	12	552
Nursing	19	0	19
TOTAL	1,690	63	1,627

GENERAL FACULTY			
SCHOOL	TOTAL	NON U.S. CITIZEN	U.S. CITIZEN/PERMANENT RESIDENT
Architecture	18	2	16
Arts & Sciences	274	34	240
Batten	11	0	11
Commerce	30	0	30
Continuing and Professional Studies	12	0	12
Education	70	1	69
Darden	35	0	35
Data Sciences	12	1	11
Engineering	66	6	60
Law	37	1	36
Medicine	773	39	734
Nursing	46	0	46
TOTAL	1,384	84	1,300

Notes:

Data from UVA's Institutional Research and Analytics

All types of faculty are included.

Three types of pay status are included: active, leave with full pay, and leave with partial pay.

Tenured and tenure track faculty on temporary administrative positions are counted in their tenure schools.

Student Awards & Honors

2023 ISO GRADUATION AWARDS FOR INTERNATIONAL STUDENTS		
STUDENT NAME	DEPARTMENT	HONOR/AWARD
Adrian Mamaril	Commerce & Foreign Affairs	ISO Student of the Year
Antik Mallick	Electrical Engineering	Graduate Award for Academic Excellence
Yitong Yu	History & East Asian Studies	Undergraduate Award for Academic Excellence
Moeen Mostafavi	Systems Engineering, PhD	Graduate Award for Leadership
Polly Wu	Youth and Social Innovation & Global Public Health	Undergraduate Award for Leadership

2022 LENOX-CONYNGHAM SCHOLARSHIP RECIPIENTS	
STUDENT NAME	AREA OF STUDY/DEGREE
Emily Kruse	Commerce
Beatrice Code	Commerce



Education Abroad

In the 2022-23 academic year, 2,929 University of Virginia students participated in an education abroad experience. Of those, 2,555 students participated in credit-bearing education abroad programs, pursuing a total of 355 different programs in 82 countries.

Fall 2022 brought the resumption of the UVA London First program for the first time since 2019. 17 incoming first-years and 6 incoming transfer students in the College of Arts & Sciences spent the inaugural semester of their UVA academic career at Regent's University London. These new students were mentored by three 2nd-year students also studying at Regent's. A program highlight, new this year, was a British Democracy course taught by a member of the House of Lords and Oxford University instructor.

At the start of 2023, a record seventeen January Term education abroad programs took University of Virginia students to places as distant and varied as Argentina, Australia, Jordan, Kenya, and Vietnam, among others, for the first time since the pandemic disrupted travel in 2020. Over 340 students studied abroad in J-Term 2023 – an increase of 23% over the previous record for J-Term abroad.

Over 1,300 students enrolled in an education abroad program this summer. They studied, interned, or conducted research abroad, or engaged in a combination of those activities, while completing degree requirements. Many summer students enrolled in a long standing UVA program such as UVA in Valencia or UVA in Lyon, but a third of the summer 2023 UVA programs were new including:

- Odyssey in the Anthropocene in Greece
- Applied Organic Chemistry in the Netherlands
- Muralism, Indigeneity, and Contemporary Art in Mexico
- New Global Internship programs in Paris and Buenos Aires
- Hanoi's Hong River: Development, Climate, and Rights to the City in Vietnam
- Sustainable Urban Design Challenges in Lithuania

The International Studies Office (ISO) awarded two new scholarships in the 2022-2023 academic year: the Cunningham Bicentennial Scholarship for International Study and the Stoplight Sisters Global Experience Scholarships. These were awarded to six students studying in Denmark, Lithuania, Singapore, and Spain.

The scholarships are two of the 14 scholarships administered by the ISO in 2022-2023, awarding more than \$490,000 to students participating in education abroad. For Fall 2022/Year 2022-2023, 28 recipients were awarded 29 ISO-administered scholarships, totaling \$57,000; in Spring 2023, 54 recipients were awarded 60 ISO-administered scholarships, totaling \$87,950; and for Summer 2023, 152 recipients received 166 ISO-administered scholarships, totaling \$350,022.



TOTAL PARTICIPATION, 2022-2023

STUDENT TYPE	FALL	FALL EMBEDDED	YEAR	JANUARY	SPRING	SPRING EMBEDDED	SUMMER	GRAND TOTAL
Undergraduate Study Abroad	165	14	5	341	321	54	750	1650
Undergraduate Independent Projects	10			9	10		79	108
Graduate/Professional Study Abroad	30	130	1	33	16	269	426	905
Graduate/Professional Independent Projects	49		14	30	37	11	125	266
TOTAL	254	144	20	413	384	334	1380	2929

Note: Includes students engaged in study abroad and in independent projects abroad. Includes students who had multiple Education Abroad experiences in AY 22-23.

UVA FACULTY-LED EDUCATION PROGRAMS, 2022-2023

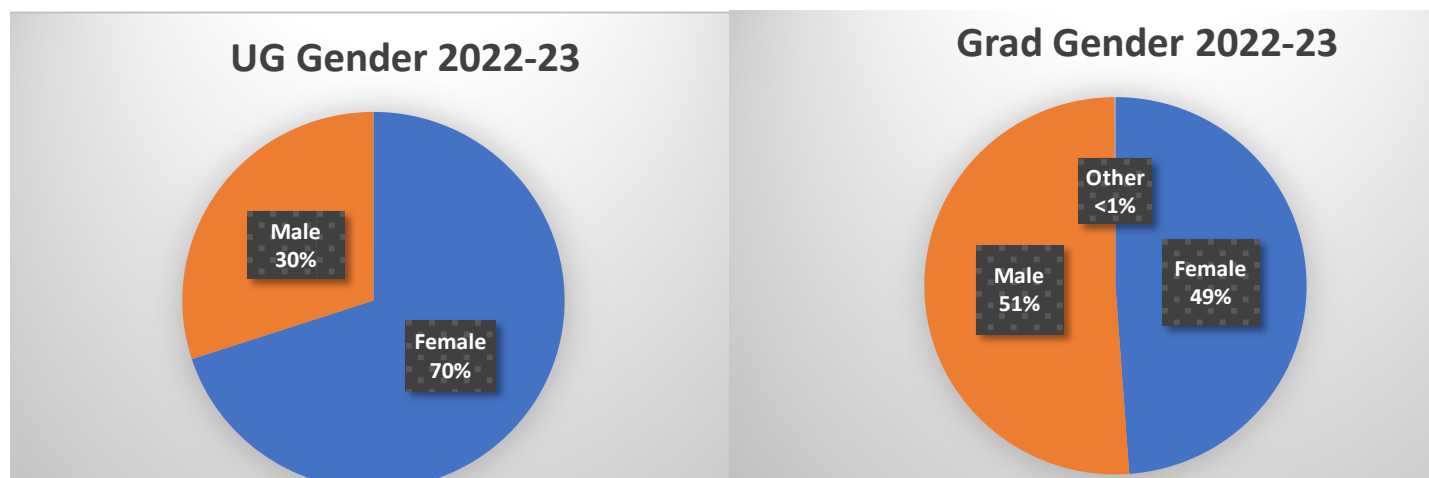
ADMINISTRATIVE HOME	PROGRAMS	FACULTY	STAFF	TA	VOLUNTEER
Exec MBA	10	12	9	0	0
Darden DWC	14	16	14	0	0
COMM GIE	5	6	4	0	0
LAW	2	3	0	0	0
ISO	64	69	13	4	1
TOTAL	95	106	40	4	1

PARTICIPATION IN EXPERIENTIAL PROGRAMS ABROAD, 2022-2023

PROGRAM	FALL	JANUARY	SPRING	SUMMER	TOTAL
Internship Programs	0	0	4	65	69
Field Study/Practicum Programs	25	48	83	77	233
Independent Research Programs	0	10	5	67	82
GRAND TOTAL	25	58	92	209	384

STUDENT PARTICIPATION DEMOGRAPHICS

STUDENT PARTICIPATION BY GENDER



UNDERGRADUATE			
GENDER	2020-2021	2021-2022	2022-2023
Female	69.01%	69.99%	69.97%
Male	30.99%	30.01%	30.03%

GRADUATE/PROFESSIONAL			
GENDER	2020-2021	2020-2021	2022-2023
Female	57.89%	46.21%	48.85%
Male	42.11%	53.79%	51.07%
Other	-	-	0.09%

PARTICIPATION BY ETHNICITY/RACE

ETHNICITY/RACE	COUNT	% OF UG STUDENTS ABROAD	UVA UG ENROLLMENT	NATIONAL AVERAGE (UG + GRAD)*
Asian	197	11.21%	17.49%	10.00%
Black or African American	110	6.26%	7.20%	4.10%
Hispanic	140	7.96%	7.09%	12.30%
Multi-Race	117	6.66%	5.58%	4.80%
White	1119	63.65%	52.20%	68.30%
Race and Ethnicity Unknown	75	4.27%	5.54%	-
TOTAL	1758	100.00%		

ETHNICITY/RACE	COUNT	% OF GRAD STUDENTS ABROAD	UVA GRAD ENROLLMENT	NATIONAL AVERAGE (UG + GRAD)*
Asian	143	12.21%	8.74%	10.00%
Black or African American	61	5.21%	6.36%	4.10%
Hispanic	78	6.66%	5.54%	12.30%
Multi-Race	33	2.82%	3.05%	4.80%
Native Hawaiian or other Pacific Islander	1	0.09%	less than 0.11%	-
White	700	59.78%	54.965%	68.30%
Race and Ethnicity Unknown	155	13.24%	3.33%	-
TOTAL	1171	100.00%		

UNDERGRADUATE BY RESIDENCE

PROGRAM	IN-STATE	OUT-OF-STATE	TOTAL
Exchange	85	24	109
Independent	44	64	108
Outside	183	244	427
UVA	611	379	990
UVA Partner	69	55	124
GRAND TOTAL	992	766	1758

UNDERGRADUATE FIRST-GENERATION STUDENTS

STUDENT	JANUARY	FALL SEMESTER	SPRING SEMESTER	SUMMER	YEAR	GRAND TOTAL
First Generation	44	21	35	60	0	160
Total UG Abroad	350	189	385	829	5	1758
% of UG Abroad	12.57%	11.11%	9.09%	7.24%	0.00%	9.10%

Note: In Fall of 2022, 14% of undergraduate students at UVA identified as First-Generation students.

LEADING DESTINATIONS

UNDERGRADUATE	
COUNTRY	STUDENTS
Spain	368
United Kingdom	307
Italy	225
France	113
Multiple - Europe	57
Denmark	53
Multiple - South-East Asia	46
Australia	45
Argentina	42
Germany	38

GRADUATE/PROFESSIONAL	
COUNTRY	STUDENTS
Multiple - Europe	109
Morocco	92
Germany	82
Australia	79
Spain	67
Italy	60
Vietnam	55
South Korea	51
Israel	49
Costa Rica	44


ALL DESTINATIONS

COUNTRY	UGRAD	GRAD/PROF	TOTAL
Albania	0	1	1
Argentina	42	24	66
At Sea	4	0	4
Australia	45	79	124
Austria	15	11	26
Bahrain	0	26	26
Bangladesh	0	2	2
Belgium	21	5	26
Belize	1	0	1
Bhutan	1	0	1
Bolivia	1	0	1
Brazil	1	2	3
Bulgaria	1	0	1
Cambodia	0	1	1
Cameroon	1	0	1
Canada	0	17	17
Chile	5	8	13
China	0	5	5
Colombia	0	1	1
Costa Rica	22	44	66
Cyprus	1	2	3
Czech Republic	2	0	2
Democratic Republic of the Congo	0	1	1
Denmark	53	0	53
Ecuador	2	0	2
Egypt	2	0	2
Finland	1	0	1
France	113	33	146
Germany	38	82	120
Ghana	0	2	2
Greece	21	4	25
Guatemala	0	1	1
Honduras	0	4	4
Hong Kong	0	1	1
Iceland	0	37	37
India	7	25	32
Indonesia	1	0	1
Ireland	33	7	40
Israel	6	49	55
Italy	225	60	285

COUNTRY	UGRAD	GRAD/PROF	TOTAL
Jamaica	0	1	1
Japan	14	41	55
Jordan	24	1	25
Kazakhstan	1	0	1
Kenya	13	0	13
Lithuania	12	0	12
Madagascar	1	0	1
Mexico	18	10	28
Morocco	27	92	119
Multiple - Central America/South America	2	2	4
Multiple - East Africa	0	1	1
Multiple - East Africa/Southern Africa	1	0	1
Multiple - East Asia	0	2	2
Multiple - East Asia/South-East Asia	0	1	1
Multiple - Europe	57	109	166
Multiple - Europe/ Middle East & North Africa	0	26	26
Multiple - Europe/ Northern America	0	1	1
Multiple - Europe/ Southern Africa	1	0	1
Multiple - Europe/ South Asia	0	1	1
Multiple - Europe/ West Africa	0	1	1
Multiple - Middle East & North Africa	0	1	1
Multiple - Middle East & North Africa/South America/ South Asia	1	0	1
Multiple - South America	2	27	29
Multiple - South-East Asia	46	27	73
Multiple - West Africa	0	1	1

ALL DESTINATIONS

COUNTRY	UGRAD	GRAD/PROF	TOTAL
Nepal	0	2	2
Netherlands	21	3	24
New Zealand	4	1	5
Nicaragua	15	0	15
Norway	3	1	4
Papua New Guinea	0	1	1
Peru	0	6	6
Philippines	0	1	1
Portugal	20	4	24
Rwanda	2	9	11
Senegal	0	3	3
Singapore	15	0	15
South Africa	21	20	41
South Korea	20	51	71
Spain	368	67	435
Sweden	20	18	38
Switzerland	11	6	17
Taiwan	11	3	14
Tanzania	2	7	9
Thailand	1	0	1
Turkey	1	1	2
Turks and Cai-cos Islands	3	0	3
Uganda	2	1	3
United Kingdom	307	31	338
Vietnam	25	55	80
Zambia	0	1	1
Zimbabwe	1	0	1
GRAND TOTAL	1758	1171	2929



STUDENTS ABROAD AS A PERCENTAGE OF SCHOOL OF ENROLLMENT

UNDERGRADUATE				
SCHOOL OF ENROLLMENT (SOE)	STUDENTS*	% OF UG ABROAD	TOTAL SOE	% OF TOTAL SOE
Architecture	92	5.47%	403	22.83%
Arts & Sciences	1179	70.05%	11306	10.43%
Commerce	178	10.58%	803	22.17%
Education	30	1.78%	531	5.65%
Engineering	129	7.66%	2991	4.31%
Leadership and Public Policy	52	3.09%	181	28.73%
Nursing	23	1.37%	448	5.13%
GRAND TOTAL	1683	100.00%	16663	10.10%

GRADUATE/PROFESSIONAL				
SCHOOL OF ENROLLMENT (SOE)	STUDENTS*	% OF GRAD ABROAD	TOTAL SOE	% OF TOTAL SOE
Architecture	61	5.77%	297	20.54%
Arts & Sciences	100	9.45%	1291	7.75%
Business	609	57.56%	1017	59.88%
Commerce	117	11.06%	241	48.55%
Data Science	2	0.19%	205	0.98%
Education	11	1.04%	1152	0.95%
Engineering	48	4.54%	1140	4.21%
Law	57	5.39%	947	6.02%
Leadership and Public Policy	4	0.38%	131	3.05%
Medicine	25	2.36%	619	4.04%
Medicine Graduate	14	1.32%	346	4.05%
Nursing	10	0.95%	290	3.45%
GRAND TOTAL	1058	100.00%	7676	13.78%

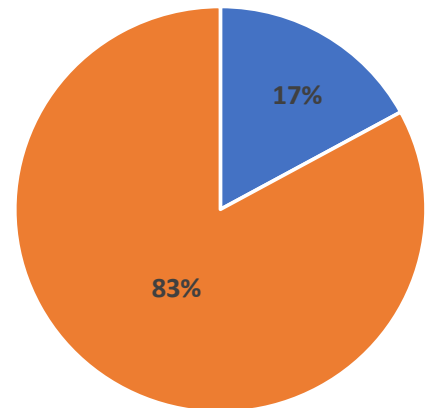
Note: Students who went abroad multiple times only counted once



CLASS OF 2023 - EDUCATION ABROAD PARTICIPATION

SCHOOL	COUNT
Architecture Undergraduate	44
Arts & Sciences Undergraduate	458
Commerce Undergraduate	133
Education Undergraduate	21
Engineering Undergraduate	48
Leadership & Public Policy Undergraduate	34
Nursing Undergraduate	15
SCPS Undergraduate	1
GRAND TOTAL	754

Class of 2023 Education Abroad Participation



■ Went Abroad ■ Did Not Go Abroad

UNDERGRADUATE BY ACADEMIC YEAR

UGRAD YEAR	JANUARY	FALL SEMESTER	FALL EMBEDDED	SPRING SEMESTER	SPRING EMBEDDED	SUMMER	YEAR	GRAND TOTAL
1st Year	9	17	-	1	-	198	-	225
2nd Year	23	37	-	42	3	416	2	523
3rd Year	90	53	-	276	12	198	2	631
4th Year	228	68	14	12	39	17	1	379
GRAND TOTAL	350	175	14	331	54	829	5	1758



DEGREE PROGRAM OF UNDERGRADUATE STUDENTS

Sorted by number of students (double majors counted twice)

MAJOR	COUNT
Arts & Sciences Undeclared	312
Commerce (BSC)	178
INTER-Global Studies (BA)	159
Economics (BA)	102
Foreign Affairs (BA)	83
Architecture (BS)	72
Media Studies (BA)	63
INTER-Computer Science (BA)	55
History (BA)	54
Public Policy & Leadership(-BA)	54
English (BA)	51
Biology (BA)	48
INTER-Cognitive Science (BA)	48
Spanish (BA)	47
Psychology (BA)	46
Systems Engineering (BS)	31
Computer Science (BS)	29
Government (BA)	29
Computer Science (BA)	26
French (BA)	25
INTER-Neuroscience (BA)	25
Anthropology (BA)	24
Nursing (BSN)	23
Biomedical Engineering (BS)	19
Applied Statistics (BA)	17
Art-Art History (BA)	16
INTER-Polit Phil Pol&Law (BA)	16
INTER-Archaeology (BA)	14
Kinesiology (BSED)	14
INTER-Environ Tht & Pract (BA)	13
Mechanical Engineering (BS)	13
Art-Studio Art (BA)	12
INTER-American Studies (BA)	12
Music (BA)	12

MAJOR	COUNT
Religious Studies (BA)	12
Civil Engineering (BS)	11
Environmental Sciences (BA)	11
INTER-Political&Soc Tht (BA)	11
Urban & Environ Plan-ning(BUEP)	11
Environmental Sciences (BS)	10
Sociology (BA)	10
Aerospace Engineering (BS)	9
Chemistry-Biochemistry (BS)	9
INTER-Statistics (BA)	9
Mathematics (BA)	9
Youth & Social Innovatn (BSED)	9
Afr-Am & African Studies (BA)	8
Architectural History (BARH)	8
Chemical Engineering (BS)	8
Chemistry (BA)	7
Chemistry (BS)	7
INTER-Human Biology (BA)	7
Philosophy (BA)	7
AREA-Latin American Stds (BA)	6
INTER-Chinese Lang & Lit (BA)	6
Speech Comm Disorders (BSED)	6
Computer Engineering (BS)	5
Drama (BA)	5
Electrical Engineering (BS)	5
INTER-Middle E Studies (BA)	5
Physics (BS)	5
Architecture Undeclared	4
Biology (BS)	4
English-Poetry Writing (BA)	4
Elementary Education (BSED)	2

MAJOR	COUNT
INTER-Echols Scholar (BA)	4
Mathematics-Financial (BA)	4
Astronomy-Physics (BS)	3
Government-Foreign Affairs(BA)	3
INTER-Middle E Langs&Lit (BA)	3
INTER-Women Gndr Sex-uality(BA)	3
Italian (BA)	3
Mathematics-Prob & Stats (BA)	3
Physics (BA)	3
Astronomy (BA)	2
Classics (BA)	2
Elementary Education (BSED)	2
German (BA)	2
INTER-Japanese Lang & Lit (BA)	2
INTER-Linguistics (BA)	2
Mathematics-Graduate Prep (BA)	2
Slavic (BA)	2
Statistics (BS)	2
Behavioral Neurosci (BS)	1
English-Medieval & Renaiss(BA)	1
INTER-East Asian Studies (BA)	1
INTER-Interdisciplinary (BA)	1
INTER-Medieval Studies (BA)	1
Materials Science and Eng (BS)	1
Mathematics-Teacher Educ (BA)	1
Slavic-Russian & E Europe (BA)	1
Grand Total	2025

UNDERGRADUATE MAJORS ABROAD BY ACADEMIC YEAR

Only counting first declared major

1st Year	COUNT
Aerospace Engineering (BS)	2
Architecture (BS)	1
Architecture Undeclared	4
Arts & Sciences Undeclared	191
Computer Science (BA)	4
Computer Science (BS)	2
Drama (BA)	1
Electrical Engineering (BS)	1
English (BA)	1
Foreign Affairs (BA)	2
French (BA)	1
INTER-Environ Tht & Pract (BA)	1
INTER-Global Studies (BA)	1
Kinesiology (BSED)	1
Mechanical Engineering (BS)	1
Nursing (BSN)	6
Religious Studies (BA)	1
Spanish (BA)	2
Systems Engineering (BS)	1
Urban & Environ Planning(BUEP)	1
Total	225

2nd Year	COUNT
Aerospace Engineering (BS)	6
Afr-Am & African Studies (BA)	1
Anthropology (BA)	3
Applied Statistics (BA)	7
Architecture (BS)	16
AREA-Latin American Stds (BA)	1
Art-Art History (BA)	4
Arts & Sciences Undeclared	130
Art-Studio Art (BA)	4
Astronomy-Physics (BS)	2
Biology (BA)	11
Biology (BS)	1
Biomedical Engineering (BS)	9
Chemical Engineering (BS)	6

2nd Year (cont.)	COUNT
Chemistry (BA)	3
Chemistry (BS)	4
Chemistry-Biochemistry (BS)	3
Civil Engineering (BS)	7
Computer Engineering (BS)	2
Computer Science (BA)	16
Computer Science (BS)	11
Economics (BA)	18
Electrical Engineering (BS)	2
Elementary Education (BSED)	1
English (BA)	16
English-Poetry Writing (BA)	1
Environmental Sciences (BS)	7
Foreign Affairs (BA)	14
French (BA)	3
Government (BA)	6
Government-Foreign Affairs(BA)	2
History (BA)	20
INTER-Archaeology (BA)	3
INTER-Chinese Lang & Lit (BA)	1
INTER-Cognitive Science (BA)	5
INTER-Computer Science (BA)	2
INTER-East Asian Studies (BA)	1
INTER-Echols Scholar (BA)	2
INTER-Environ Tht & Pract (BA)	3
INTER-Global Studies (BA)	50
INTER-Human Biology (BA)	3
INTER-Middle E Studies (BA)	1
INTER-Neuroscience (BA)	14

2nd Year (cont.)	COUNT
INTER-Polit Phil Pol&Law (BA)	5
INTER-Political&Soc Tht (BA)	2
INTER-Statistics (BA)	1
INTER-Women Gndr Sexuality(BA)	1
Italian (BA)	2
Kinesiology (BSED)	4
Mathematics-Financial (BA)	1
Mechanical Engineering (BS)	2
Media Studies (BA)	20
Music (BA)	5
Nursing (BSN)	6
Philosophy (BA)	4
Physics (BA)	1
Psychology (BA)	21
Public Policy & Leadership(BA)	32
Religious Studies (BA)	3
Sociology (BA)	6
Spanish (BA)	13
Speech Comm Disorders (BSED)	3
Statistics (BS)	1
Systems Engineering (BS)	7
Urban & Environ Planning(BUEP)	4
Youth & Social Innovatn (BSED)	5
Total	631

UNDERGRADUATE MAJORS ABROAD BY ACADEMIC YEAR (cont.)

Only counting first declared major

3rd Year	COUNT	3rd Year (cont.)	COUNT	3rd Year (cont.)	COUNT
Aerospace Engineering (BS)	1	Foreign Affairs (BA)	30	Philosophy (BA)	4
Afr-Am & African Studies (BA)	1	French (BA)	8	Physics (BA)	1
Anthropology (BA)	6	Government (BA)	12	Psychology (BA)	21
Applied Statistics (BA)	4	Government-Foreign Affairs(BA)	1	Public Policy & Leadership(-BA)	32
Architectural History (BARH)	4	History (BA)	15	Religious Studies (BA)	3
Architecture (BS)	22	INTER-American Studies (BA)	9	Sociology (BA)	6
AREA-Latin American Stds (BA)	1	INTER-Archaeology (BA)	6	Spanish (BA)	13
Art-Art History (BA)	7	INTER-Chinese Lang & Lit (2mj)	1	Speech Comm Disorders (BSED)	3
Arts & Sciences Undeclared	1	INTER-Chinese Lang & Lit (BA)	2	Statistics (BS)	1
Art-Studio Art (BA)	2	INTER-Cognitive Science (BA)	21	Systems Engineering (BS)	7
Astronomy (BA)	2	INTER-Computer Science (BA)	25	Urban & Environ Planning(BUEP)	4
Astronomy-Physics (BS)	1	INTER-Echols Scholar (BA)	2	Youth & Social Innovatn (BSED)	5
Biology (BA)	18	INTER-Environ Tht & Pract (BA)	5	Total	631
Biology (BS)	1	INTER-Global Studies (BA)	58		
Biomedical Engineering (BS)	8	INTER-Human Biology (BA)	2	4th Year	COUNT
Chemical Engineering (BS)	1	INTER-Interdisciplinary (BA)	1	Afr-Am & African Studies (BA)	3
Chemistry (BA)	1	INTER-Middle E Langs&Lit (BA)	1	Anthropology (BA)	6
Chemistry (BS)	2	INTER-Neuroscience (BA)	9	Applied Statistics (BA)	2
Chemistry-Biochemistry (BS)	3	INTER-Polit Phil Pol&Law (BA)	5	Architectural History (BARH)	2
Civil Engineering (BS)	5	INTER-Political&Soc Tht (BA)	2	Architecture (BS)	37
Classics (BA)	1	INTER-Statistics (BA)	1	AREA-Latin American Stds (BA)	2
Commerce (BSC)	95	INTER-Women Gndr Sexuality(BA)	1	Art-Art History (BA)	2
Computer Engineering (BS)	2	Italian (BA)	2	Art-Studio Art (BA)	3
Computer Science (BA)	1	Kinesiology (BSED)	4	Biology (BA)	6
Computer Science (BS)	11	Mathematics-Financial (BA)	1	Biology (BS)	2
Drama (BA)	2	Mechanical Engineering (BS)	2	Biomedical Engineering (BS)	2
Economics (BA)	35	Media Studies (BA)	20	Chemical Engineering (BS)	2
Electrical Engineering (BS)	2	Music (BA)	5	Chemistry (BA)	1
Elementary Education (BSED)	1	Nursing (BSN)	6	Chemistry-Biochemistry (BS)	2
English (BA)	20			Classics (BA)	1
English-Medieval & Renaiss(BA)	1			Commerce (BSC)	90
Environmental Sciences (BA)	6			Computer Science (BS)	6
Environmental Sciences (BS)	6			Computer Science (MCS)	1
				Drama (BA)	2
				Economics (BA)	15
				English (BA)	7

UNDERGRADUATE MAJORS ABROAD BY ACADEMIC YEAR (cont.)

Only counting first declared major

4th Year (cont.)	COUNT
Environmental Sciences (BA)	1
Foreign Affairs (BA)	14
French (BA)	1
Government (BA)	4
Government-Foreign Affairs(BA)	1
History (BA)	8
INTER-American Studies (BA)	2
INTER-Archaeology (BA)	1
INTER-Cognitive Science (BA)	13
INTER-Computer Science (BA)	16
INTER-Echols Scholar (BA)	1
INTER-Global Studies (BA)	24
INTER-Human Biology (BA)	1
INTER-Japanese Lang & Lit (BA)	1
INTER-Linguistics (BA)	2
INTER-Middle E Langs&Lit (BA)	1
INTER-Neuroscience (BA)	1
INTER-Polit Phil Pol&Law (BA)	3
INTER-Political&Soc Tht (BA)	1
INTER-Statistics (BA)	2
Kinesiology (BSED)	4
Mathematics-Financial (BA)	1
Mechanical Engineering (BS)	3
Media Studies (BA)	11
Medicine (MD)	1
Music (BA)	3
Nursing (BSN)	8
Physics (BA)	1
Physics (BS)	2
Psychology (BA)	8
Public Policy & Leadership(BA)	25

4th Year (cont.)	COUNT
Religious Studies (BA)	2
Spanish (BA)	3
Speech Comm Disorders (BSED)	1
Systems Engineering (BS)	8
Urban & Environ Planning(BUEP)	3
Youth & Social Innovatn (BSED)	3
Total	379



DEGREE PROGRAM OF GRADUATE AND PROFESSIONAL STUDENTS

Sorted by number of students

GRADUATE DEGREE PROGRAM	COUNT
Business Administration (MBA)	424
Business Admin-NoVa (EMBA)	137
Commerce (MS)	105
Law (JD)	56
Business Admin-NoVa (GEMBA)	48
Architecture (MArch)	32
Medicine (MD)	24
Landscape Architecture (MLAR)	23
Mechanical & Aerospace (PhD)	15
Biomedical Engineering (PhD)	11
Management Info Tech-NoVa (MS)	11
History (MA)	10
Nursing (MSN)	10
Physics (PhD)	10
History of Art & Arch (PhD)	9
Anthropology (PhD)	8
Biological & Physical Sci (MS)	7
Environmental Sciences (PhD)	6
Psychology (MA)	6
Computer Science (PhD)	5
Education (PhD)	5
History (PhD)	5
Mechanical & Aerospace Eng(MS)	5
Religious Studies (PhD)	5
French (MA)	4
Spanish (PhD)	4
Architectural History (MARH)	3
Civil Engineering (PhD)	3
Educational Psychology (MED)	3
European Studies (MA)	3
Microbiology (PhD)	3
Public Health (MPH)	3
Public Policy (MPP)	3
Sociology (MA)	3
Statistics (PhD)	3
Chemical Engineering (PhD)	2

GRADUATE DEGREE PROGRAM	COUNT
Computer Science (MCS)	2
Environmental Sciences (MS)	2
Experimental Pathology (PhD)	2
Foreign Affairs (PhD)	2
Music (PhD)	2
Philosophy (PhD)	2
Psychology (PhD)	2
Sociology (PhD)	2
Urban & Environ Planning(MUEP)	2
Accounting (MS)	1
Anthropology (MA)	1
Chemistry (MS)	1
Clinical Psychology (PhD)	1
Computer Engineering (ME)	1
Constructed Environment (PhD)	1
Counselor Education (MED)	1
Data Science (MS)	1
Data Science (PHD)	1
East Asian Studies (MA)	1
Economics (PhD)	1
Electrical Engineering (PhD)	1
English (PhD)	1
Foreign Affairs (MA)	1
French (PhD)	1
Higher Education (MED)	1
Law (LLM)	1
Mathematics (MS)	1
Mathematics (PhD)	1
Mechanical & Aerospace Eng(ME)	1
Music (MA)	1
Nursing (PhD)	1
Public Policy (MPP-2yr)	1
Slavic (PhD)	1
Systems Engineering (ME)	1
Systems Engineering (PhD)	1
Total	1058

FINANCIAL AID FOR EDUCATION ABROAD, UNDERGRADUATE STUDENTS

YEAR	ALL NEED-BASED AID		PELL GRANT		TOTAL # UG ABROAD
	% OF RECIPIENTS	% OF UG ABROAD	# OF RECIPIENT	% OF UG ABROAD	
Fall 2022	48	26.82%	23	12.85%	179
January 2023	66	19.35%	61	17.89%	341
Spring 2023	75	20.00%	31	8.27%	375
Year*					5
Summer 2023	147	19.60%	56	7.47%	750
TOTAL	336	20.36%	171	10.36%	1650

Note: Aid recipients included in spring and fall semester data

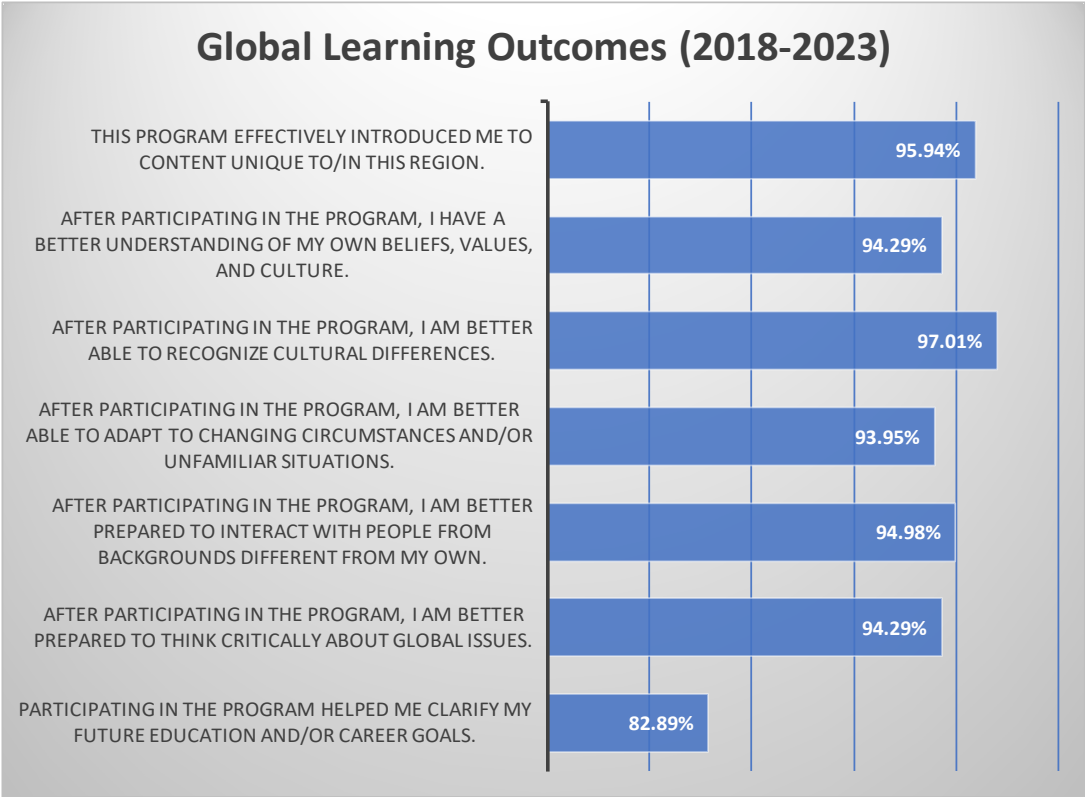
SCHOLARSHIPS AWARDED THROUGH ISO		
TERM	# OF RECIPIENTS	AMOUNT
Fall 2022	28	\$57,000
Spring 2023	54	\$87,950
Summer 2023	152	\$350,022
TOTAL	234	\$494,972

GRANT AND LOAN AMOUNTS			
TERM	# OF RECIPIENTS OF ALL NEED-BASED AID	# OF RECIPIENTS OF PELL GRANT	TOTAL AMOUNT OF GRANTS & LOANS
Fall 2022	48	23	\$618,102
January 2023	66	58	\$281,808
Spring 2023	75	31	\$921,951
Summer 2023	147	56	\$242,063

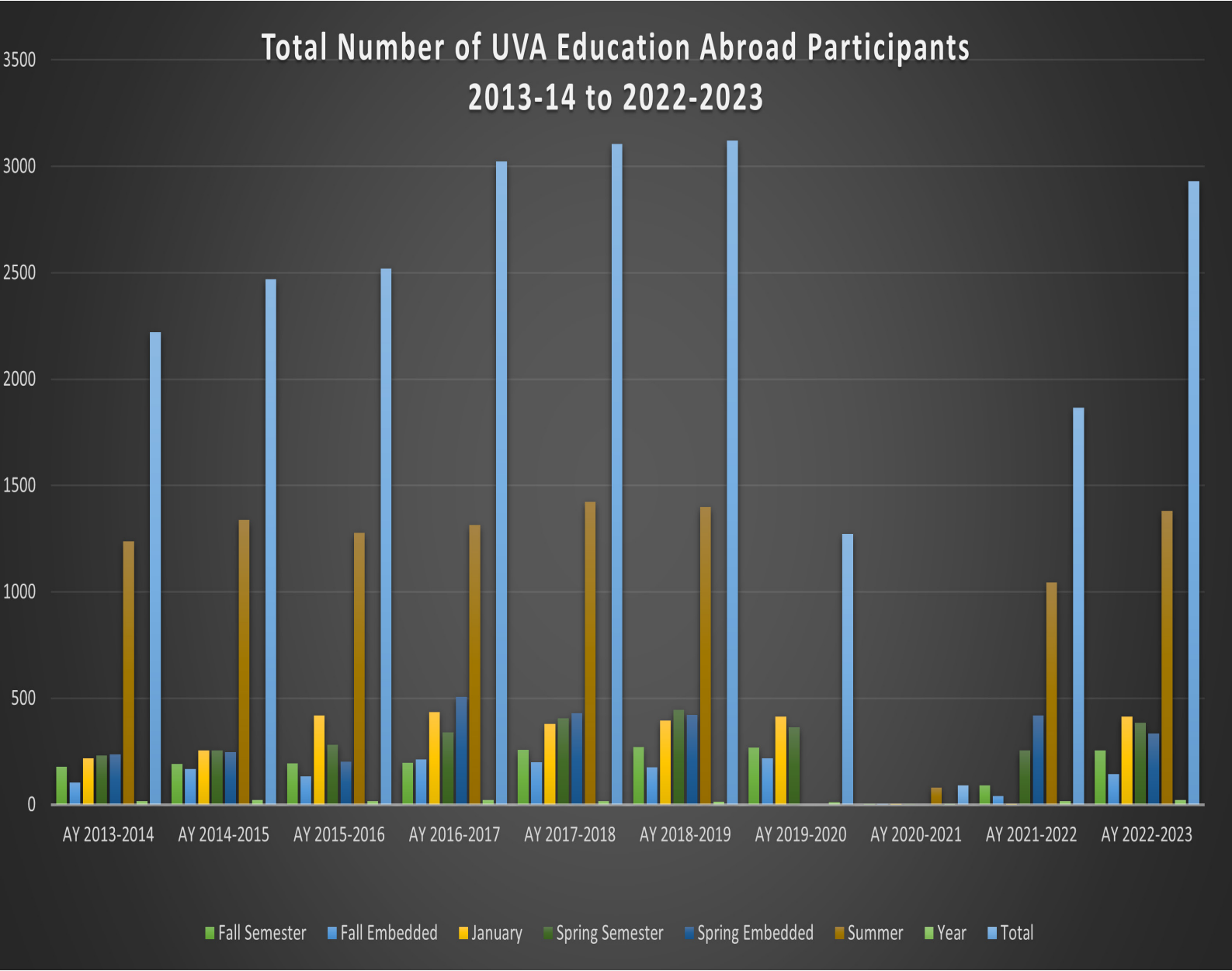
INSTITUTIONAL FINANCIAL NEED DATA								
	2022-23	% of UG Enrollment	2021-22	% of UG Enrollment	2020-21	% of UG Enrollment	2019-20	% of UG Enrollment
Financial Need	5,676	33.60%	5,631	34.47%	5,874	36.12%	5,955	35.89%
Pell	2,361	13.90%	2,374	13.90%	2,486	14.55%	2,332	14.05%

YEAR	ALL NEED-BASED AID		PELL GRANT	
	% OF UG ENROLLMENT	% OF UG ABROAD	% OF UG ENROLLMENT	% OF UG ABROAD
2022-23	33.60%	20.36%	13.90%	10.36%
2021-22	34.47%	13.43%	13.90%	7.76%
2020-21	36.12%	-	14.55%	-
2019-20	35.89%	38.06%	14.05%	19.62%
2018-19	35.40%	26.14%	13.36%	11.80%

EDUCATION ABROAD PROGRAM AND COURSE EVALUATION DATA,
UNDERGRADUATE STUDENTS
Summer 2018 - Spring 2023



HISTORICAL DATA OF EDUCATION ABROAD
2012-2013, 2021-2022



INTERNATIONAL ACADEMIC AFFILIATION AGREEMENTS

COUNTRY	COUNT
Australia	4
Belgium	1
Canada	2
China	6
Columbia	1
Denmark	2
Ecuador	1
France	9
Germany	4
Ghana	1
Hong Kong	3
Hungary	2
India	5
Ireland	1
Italy	6
Japan	5
Kenya	1
Lithuania	1
Luxembourg	1
Mexico	2

COUNTRY	COUNT
Netherlands	1
New Zealand	2
Nicaragua	1
Pakistan	1
Peru	2
Poland	1
Rwanda	2
Senegal	1
Singapore	1
South Korea	1
Spain	7
Sweden	2
Switzerland	2
Taiwan	2
Thailand	1
Uganda	2
United Kingdom	4
Total	91



Lorna Sundberg International Center

716
PARTICIPANTS

69
COUNTRIES

53
PROGRAMS

The International Center (IC) continued to serve UVA's international community by providing short-term lodgings for international visitors and a range of programming including English groups, social events, cooking classes, and local outings. They held a monthly current events discussion, hosted frequent pizza and games nights, and led recurring nature walks on nearby woods trails, yoga sessions, and seasonal arts and crafts activities. Their annual outdoor fall and spring picnics saw international students, scholars, family, and community members joining in outdoor games, music, and dancing. Other engaging recurring programs were in-person cooking classes and weekly English conversation sessions. Two individual program highlights were a trivia night with crepes, in collaboration with the French and Francophone Club, and a UVA history walking tour.

Alex Yang from China was awarded the 2023 Lorna Sundberg International Scholarship for his academic achievement, leadership, and commitment to volunteerism.

Each month, approximately 5,994 members of the UVA and Charlottesville community receive the International Center newsletter.



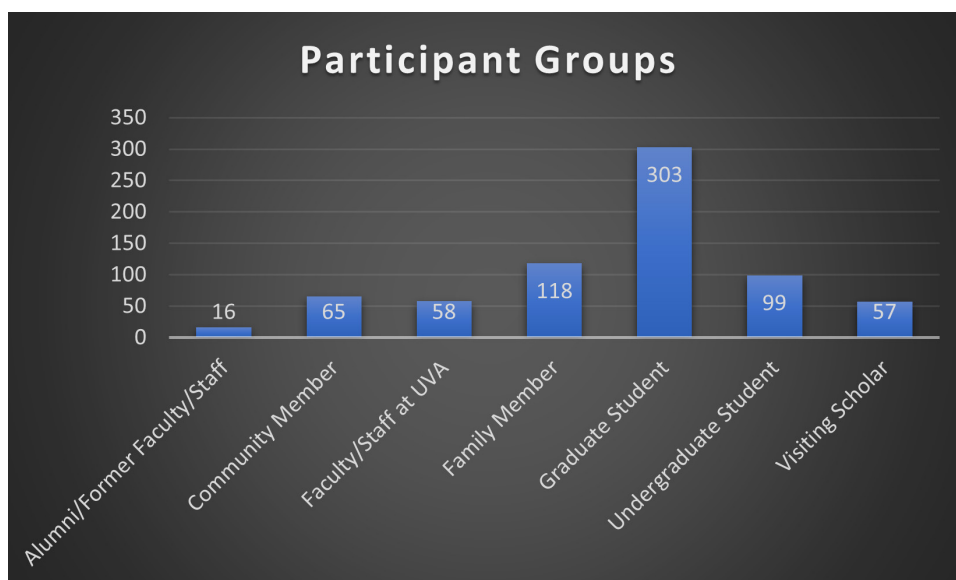
PARTICIPANT HOME COUNTRIES

Participants are from 69 countries with the most from the U.S., China, and India.



PARTICIPANT STATUS

IC programs are open to UVA students, faculty/staff, family members of UVA affiliates, and community members.



Links

International Students and Scholars Program

Education Abroad

International Center

Office of Citizen Scholar Development

UVA Global: International and Global Programs

Center for American English Language and Culture
--