



UNIVERSITY
of VIRGINIA

INTERNATIONAL
STUDIES OFFICE



2023-2024

Facts & Figures

International Students & Scholars Program • Education Abroad
Lorna Sundberg International Center

Table of Contents

Click on each subheading to jump to that section. To return to this page, please click “Contents” on the bottom of the page.		
<u>ABOUT THE ISO</u>		3
<u>INTERNATIONAL STUDENTS & SCHOLARS PROGRAM</u>		
	Non-U.S. Citizen Enrolled Students and OPT	5
	Enrolled Students by Schools	6
	Top Sending Countries	7
	All Sending Countries	7
	Degrees Conferred	9
	Visiting Scholars and Exchange Students	10
	International Faculty	11
	Student Awards & Honors	12
<u>EDUCATION ABROAD</u>		
	Total Participation	14
	UVA Faculty-Led Education Programs	14
	Experiential Programs Abroad	14
	Leading Destinations	15
	All Destinations	15
	Student Participant Demographics	18
	Financial Aid for Education Abroad, Undergraduate Students	20
	Participation as Percentage of School of Enrollment	22
	Class of 2024 Education Abroad Participation	23
	Undergraduate by Academic Year	23
	Degree Program of Undergraduate Student Participants	24
	Undergraduate Majors by Academic Year	25
	Degree Program of Graduate Student Participants	28
	Education Abroad Program and Course Evaluation Data, Undergraduate Students	29
	Historical Participation Data	30
	International Academic Affiliation Agreements All Undergraduate Study Abroad Programs	31
	All Undergraduate Study Abroad Programs	32
	All Graduate Study Abroad Programs	34
<u>LORNA SUNDBERG INTERNATIONAL CENTER</u>		
	Activity Summary	35
	Participant Home Countries and Status	36

About the ISO

The International Studies Office (ISO), a division of UVA Global, is a University-wide resource which contributes to UVA's global mission through activities, programs and services designed to support the development of a globally aware, culturally diverse education and research environment. Through the International Students and Scholars Program, UVA Education Abroad, and the Lorna Sundberg International Center, the ISO provides expertise and infrastructure to help expand and sustain global education at the University of Virginia.

International Students and Scholars Program staff:

- provide advice and counsel to the international student and scholar community
- serve as a resource in support of international initiatives
- provide programming and services to support the adjustment and integration of international students and scholars to the U.S. and the university community

Education Abroad staff:

- guide and advise students, scholars and faculty on education abroad
- provide information about study abroad opportunities and promote cross-cultural and safety awareness
- facilitate and ensure access to education abroad for students from diverse backgrounds and students from underrepresented groups
- collaborate with University leaders, faculty, staff, and others to increase student participation in education abroad
- assist faculty and administrators in setting up study abroad programs

Lorna Sundberg International Center staff and volunteers:

- offer programs and services to enhance the experience of UVA's international students, scholars, faculty and families
- provide opportunities for intercultural enrichment for the University and the local community

The ISO is funded through the Office of the Executive Vice President and Provost. The Director reports to the Vice Provost for Global Affairs, Stephen D. Mull. The ISO is advised by the Schools of the University, the International Travel Risk Management Committee, and the International Students and Scholars Advisory Council. In addition to the College and Graduate School of Arts and Sciences and the professional schools of the University, the ISO regularly collaborates with the Division of Student Affairs, Office of Summer and Special Academic Programs, University Housing and Dining Services, University Registrar, Student Financial Services, Office of Risk Management, Office of the General Counsel, Public Affairs, University Career Services, Center for Global Inquiry and Innovation, Task Force on Global Engagement, and student associations.

The operations of the ISO are informed by the University's Statement of Purpose and Code of Ethics and core values of honor and ethics, faculty excellence, innovation and collaboration in the pursuit of knowledge, and leadership for the public good and education for freedom. The ISO also endorses the University's Sustainability Plan and is a member of UVA's Green Workplace program, is committed to 100% zero-waste and carbon neutral events, invests in carbon mitigation credits for all ISO staff travel and student travel organized by the ISO, and works with faculty program directors and local partners to lower the carbon footprint of education abroad programs.

The ISO endorses the Statements of Ethics, Professional Competencies and Principles for Programs and Services developed by NAFA: Association of International Educators and the Standards of Good Practice adopted by the Forum on Education Abroad.

International Students & Scholars Program

**2,236
ENROLLED
STUDENTS BY
DEGREE LEVEL
126
EXCHANGE
STUDENTS**

**676
OPT (ALL
ACADEMIC
LEVELS)**

**394
SCHOLARS
53
FACULTY**

**109
COUNTRIES
REPRESENTED**

This year the ISSP team expanded and re-organized in response to the ever-growing number of students and scholars we serve. Seth Hall completed his first year as a member of our advising team, bringing to the position a wealth and depth of knowledge and experience in the field. We were pleased to add Lora Steiner to the advising team as well, and our J visa exchange program is now in her capable hands. Grace Medrano completed her first year as International Students and Scholars Program Coordinator, taking over existing programs such as the Global Greeters, helping to oversee the fledgling Global Peer to Peer mentoring program, and expanding opportunities for our students through popular new initiatives such as the graduate international student welcome dinner and monthly drop-ins at the International Center. Adrienne Kim Bird became the ISO's first Assistant Director of the International Students and Scholars Program. Tricia Carpenter became the second Principal Designated School Official in UVA history, taking over the role from senior advisor Richard Tanson, who retired after three decades. Richard leaves behind a distinguished legacy of service to UVA's international community.

ISSP offered a healthy mix of ongoing and new programming throughout the year. Caren Freeman continued to helm the International Student Support Circle and the International Citizen Leaders Fellowship. The Virtual Pre-arrival Orientation series was fine-tuned for its second year. New virtual programs included a series of OPT workshops and Q&A sessions as well as two tax webinars offered in collaboration with UVA's international tax analyst. Our first ever in-person "Travel Signature Party" helped facilitate smooth re-entry to the U.S. following spring break for 70+ students and scholars. Our academic year ended with a graduation celebration where we presented the 2024 ISO Graduation Awards to six outstanding international students.

As a cornerstone of UVA's global mission, the International Students and Scholars Program continues to address the unique needs of a vibrant international student and scholar community through expert, compassionate, and personalized advising as well as cultural, social, and educational programming.



NON-U.S. CITIZEN ENROLLED STUDENTS AND OPT, FALL 2023

STUDENT OVERVIEW	COUNT
Undergraduate	716
Graduate	1,520
OPT (all academic level)	676
GRAND TOTAL	2,912

ENROLLED STUDENTS BY SCHOOLS, FALL 2023

UNDERGRADUATE	COUNT
First-year	194
Second-year	197
Third-year	180
Fourth-year	145
Unspecified	N/A
TOTAL	716

GRADUATE	COUNT
Masters	576
Doctoral students excluding JD/MD	890
JD	15
MD	11
Certificate	27
Specialization	1
TOTAL	1,520

Note: Data includes main campus, on-Grounds students only.



ENROLLED STUDENTS BY SCHOOLS, FALL 2023

UNDERGRADUATE	TOTAL	NON-U.S. CITIZEN	U.S. CITIZEN	% NON-U.S. CITIZEN
Architecture	417	25	392	6%
Arts & Sciences	11,564	611	10,953	5%
Commerce	802	67	735	8%
Continuing & Professional Studies	481	0	481	0%
Education	527	15	512	3%
Engineering	3,033	111	2,922	4%
Leadership & Public Policy	222	2	220	1%
Nursing	484	2	482	0%
Post-Baccalaureate	29	0	29	0%
Visiting Undergraduate Non-Degree	68	61	7	90%
TOTAL	17,627	894	16,733	5%

GRADUATE	TOTAL	NON-U.S. CITIZEN	U.S. CITIZEN	% NON-U.S. CITIZEN
Architecture	270	70	200	26%
Arts & Sciences	1,242	419	823	34%
Commerce	205	32	173	16%
Darden	1,095	283	812	26%
Data Science	203	23	180	11%
Education	1,223	52	1,171	4%
Engineering	1,170	534	636	46%
Law	960	51	909	5%
Leadership & Public Policy	153	17	136	11%
Medicine	986	108	878	11%
Nursing	268	0	268	0%
Visiting Graduate Non-Degree	59	58	1	98%
TOTAL	7,834	1,647	6,187	21%

Notes:

- Data from UVA's Institutional Research and Analytics.
- Data include students enrolled at all locations: On Grounds, Off Grounds, and Online. Data exclude non-credit students.
- Students are counted in one degree program only.
- Students who are enrolled in degree and certificate programs concurrently are counted under Degree-Seeking.
- Counts less than 10 are suppressed.
- International students are those who are not citizens or nationals of the United States and who are in this country on a visa or temporary basis and do not have the right to remain indefinitely. This definition is synonymous with the NCES IPEDS category 'U.S. Nonresident.'



TOP COUNTRIES, FALL 2023

COUNTRY OF CITIZENSHIP	UNDERGRADUATE
China	338
India	58
Korea, Republic of	27
Viet Nam	22
United Kingdom	18
Thailand	16
Canada	15

COUNTRY OF CITIZENSHIP	GRADUATE
China	507
India	247
Bangladesh	81
Korea, Republic of	67
Nigeria	52
Iran (Islamic Republic Of)	49
Sri Lanka	28

ALL DEGREE SEEKING STUDENTS BY COUNTRIES

By academic career and foreign citizenship country

COUNTRY	UGRAD	GRAD	TOTAL
Afghanistan	1	1	2
Albania	1	0	1
Argentina	2	6	8
Armenia	0	1	1
Australia	6	3	9
Bahamas	0	1	1
Bangladesh	0	81	81
Barbados	1	0	1
Belarus	0	1	1
Belgium	4	3	7
Bermuda	1	0	1
Bhutan	0	1	1
Brazil	11	25	36
Cameroon	0	1	1
Canada	15	26	41
Cayman Islands	0	1	1
Chile	0	15	15
China	338	507	845
Colombia	4	17	21
Congo, The Democratic Republic	1	0	1
Costa Rica	0	4	4
Cote D'Ivoire	1	0	1
Croatia	1	0	1
Cyprus	1	0	1
Czech Republic	1	2	3
Denmark	2	2	4
Dominican Republic	2	2	4
Ecuador	8	4	12
Egypt	3	5	8
Estonia	1	0	1

COUNTRY	UGRAD	GRAD	TOTAL
Ethiopia	0	3	3
Finland	0	1	1
France	6	5	11
Gambia	0	1	1
Georgia	0	5	5
Germany	3	5	8
Ghana	1	20	21
Greece	0	5	5
Guatemala	4	1	5
Haiti	0	1	1
Honduras	0	3	3
Hong Kong	10	12	22
India	58	247	305
Indonesia	7	5	12
Iran (Islamic Republic Of)	0	49	49
Iraq	0	0	0
Ireland	2	2	4
Israel	1	3	4
Italy	6	7	13
Jamaica	1	3	4
Japan	6	8	14
Jordan	2	1	3
Kazakhstan	4	1	5
Kenya	2	2	4
Korea, Republic of	27	67	94
Kuwait	0	1	1
Lebanon	1	5	6
Libya	0	2	2
Lithuania	0	3	3
Luxembourg	1	0	1

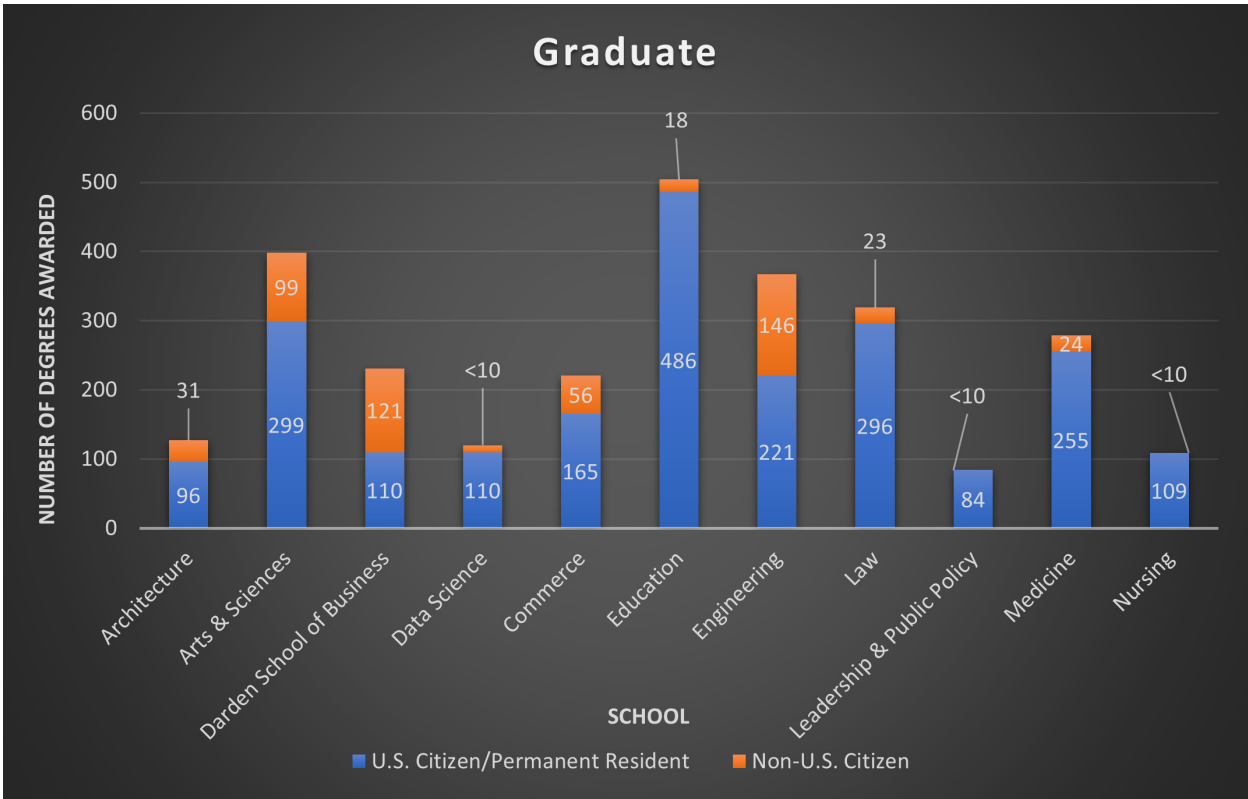
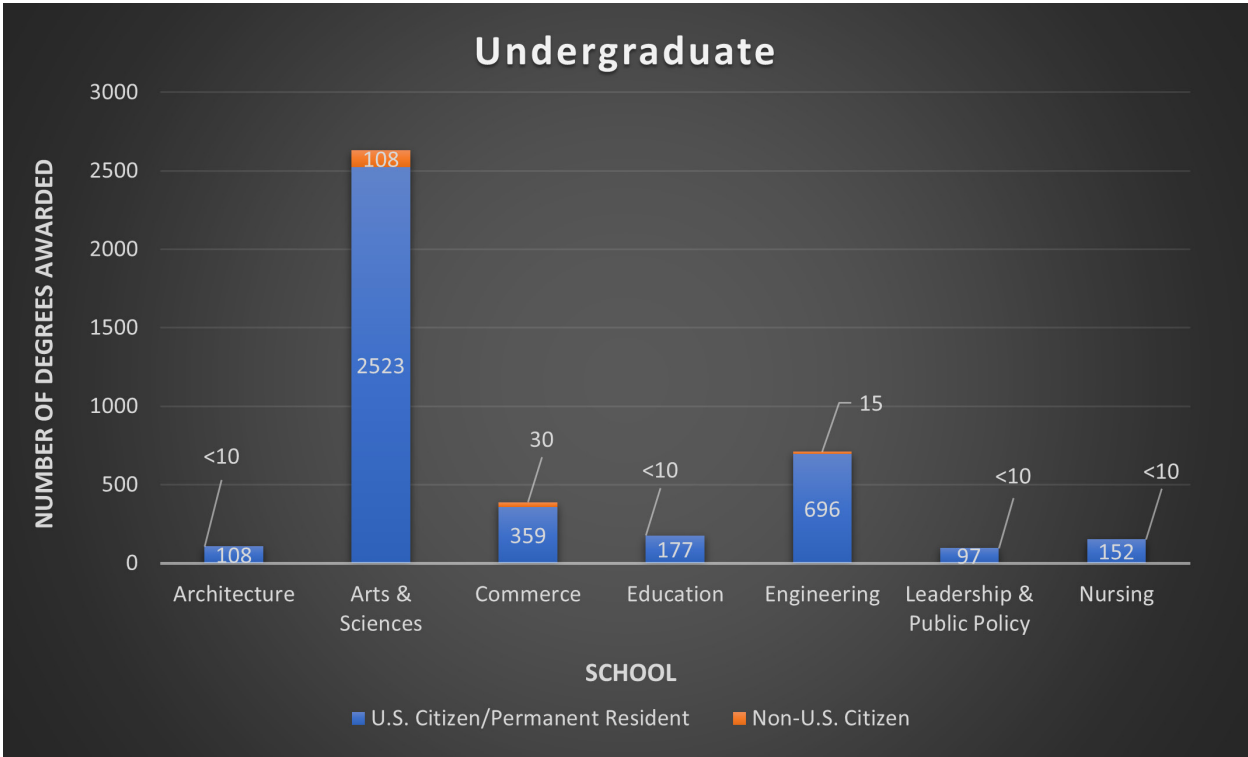
ALL STUDENTS BY COUNTRIES, CONT.

COUNTRY	UGRAD	GRAD	TOTAL
Macao	1	0	1
Malaysia	1	5	6
Mauritius	1	0	1
Mexico	3	21	24
Mongolia	0	1	1
Morocco	0	2	2
Multiple	5	20	25
Myanmar	2	1	3
Nepal	0	20	20
Netherlands	3	4	7
New Zealand	5	0	5
Nigeria	0	52	52
Norway	1	0	1
Pakistan	5	26	31
Panama	9	0	9
Paraguay	0	1	1
Peru	7	13	20
Philippines	3	6	9
Poland	1	25	26
Portugal	1	1	2
Qatar	0	1	1
Republic of Serbia	0	1	1
Romania	0	1	1
Russian Federation	6	12	18

COUNTRY	UGRAD	GRAD	TOTAL
Saint Kitts and Nevis	1	0	1
Saudi Arabia	9	9	18
Senegal	0	2	2
Singapore	14	4	18
South Africa	5	2	7
Spain	6	10	16
Sri Lanka	0	28	28
Sudan	0	1	1
Sweden	4	0	4
Switzerland	3	3	6
Syrian Arab Republic	0	1	1
Taiwan, Republic of China	6	15	21
Thailand	16	9	25
Tunisia	1	1	2
Turkey	4	10	14
Uganda	0	0	0
Ukraine	1	4	5
United Arab Emirates	2	0	2
United Kingdom	18	8	26
Uruguay	1	0	1
Venezuela	2	2	4
Viet Nam	22	16	38
Yemen	0	1	1
Zimbabwe	0	4	4
TOTAL	716	1,520	2,236



DEGREES CONFERRED BY SCHOOL, 2023-2024



Data includes Fall 2023, Spring 2024, and Summer 2024 conferral of degrees. Students are counted only once within any particular degree level. Counts less than 10 are suppressed.

VISITING SCHOLARS AND EXCHANGE STUDENTS

VISITING SCHOLARS	
Female	165
Male	227
Other	2
GRAND TOTAL	394

EXCHANGE STUDENTS	
Number of Students	98
Sending Countries	22

TOP SENDING COUNTRIES - VISITING SCHOLARS	
COUNTRY OF CITIZENSHIP	SCHOLARS
China	78
India	73
South Korea	40
Brazil	18
Japan	16

TOP SENDING COUNTRIES - EXCHANGE STUDENTS	
COUNTRY OF CITIZENSHIP	STUDENTS
Italy	14
Spain	13
Singapore	12
Germany	12
France	11



INTERNATIONAL FACULTY

TENURED AND TENURE-TRACK FACULTY			
SCHOOL	TOTAL	NON U.S. CITIZEN	U.S. CITIZEN/PERMANENT RESIDENT
Architecture	49	5	44
Arts & Sciences	585	19	566
Batten	20	0	20
Commerce	69	less than 4	No concrete number since Non-U.S. is less than 4
Continuing & Professional Studies	0	0	N/A
Education	72	0	72
Darden	73	less than 4	No concrete number since Non-U.S. is less than 4
Data Sciences	18	0	18
Engineering	161	7	152
Law	79	0	79
Medicine	599	8	591
Nursing	14	0	14
TOTAL	1739	39	1556

GENERAL FACULTY			
SCHOOL	TOTAL	NON U.S. CITIZEN	U.S. CITIZEN/PERMANENT RESIDENT
Architecture	20	less than 4	No concrete number since Non-U.S. is less than 4
Arts & Sciences	259	20	239
Batten	12	0	12
Commerce	21	0	21
Continuing & Professional Studies	12	0	12
Education	69	0	69
Darden	20	0	20
Data Sciences	17	0	17
Engineering	79	9	72
Law	27	0	27
Medicine	777	24	753
Nursing	47	0	47
TOTAL	1360	53	1289

Data from UVA's Institutional Research and Analytics. All types of faculty are included.

Three types of pay status are included: active, leave with full pay, and leave with partial pay.

Tenured and tenure track faculty on temporary administrative positions are counted in their tenure schools.

Student Awards & Honors

2024 ISO GRADUATION AWARDS FOR INTERNATIONAL STUDENTS		
STUDENT NAME	DEPARTMENT	HONOR/AWARD
Pablo Garcia Silva	Economics	Undergraduate Award for Leadership
Adi Raghavan	Economics and Statistics	Undergraduate Award for Leadership
Antonia Masias	History	Undergraduate Award for Academic Excellence
Menglin Shi	Physics	Undergraduate Award for Academic Excellence
Yunkai Sun	Material Science and Engineering, PhD	Graduate Award for Leadership
Bingtian Guo	Electrical Engineering, PhD	Graduate Award for Academic Excellence



Education Abroad

In the 2023-24 academic year, 2,729 University of Virginia students participated in an education abroad experience. Of those, 2,338 students participated in credit-bearing education abroad programs and pursued a total of 321 different programs in fifty-five countries. Seventy-five percent of students joined a UVA program. Among the remaining twenty-five percent, six percent studied abroad through an exchange program, and the remaining nineteen percent enrolled in an approved outside program. Undergraduate student participation grew by 7% from 2022-2023 to 2023-2024. Graduate student numbers dropped due to a one-time reconfiguration of Darden programs from late spring to fall.

At the start of 2024, a record 19 January Term education abroad programs allowed students to study evolution in the Galapagos Islands, conservation in Kenya, urban planning in India, art and culture in Prague, and more. Over 370 students studied abroad in J-Term 2024 – an increase of 10% from the previous record for J-Term abroad.

Ambassador Stephen Mull, Vice Provost for Global Affairs led a group of 12 UVA students to China for a January Term course called “Game Change: Bridging the U.S.-China Divide Through Sport.” Retracing the steps of the 1971 United States table tennis team, they learned about the events that led to improved relations between the U.S. and China over 50 years ago and practiced some of their own “ping pong diplomacy.”

In Summer 2024, over 950 students enrolled in an education abroad program. Many of these students participated in programs that included an element of applied learning. Applied learning is increasingly popular at UVA, with programs and opportunities that include internships, field school or field work, project-focused work, practical training, substantial engagement with host country clients or partners, and/or collaborative research.

UVA Global Internship programs are an example of this type of experience, and they continue to grow, with new opportunities available this summer in Sonipat, India, and in London, United Kingdom. With seven programs abroad and one that connects students with virtual international internships, eighty-six students gained experience in industries such as communications and media, education and human services, global development, law and human rights, and medicine and public health. Additional internship programs in new locations are expected in Summer 2025. Across terms, new programs in Dubai, Guatemala, Hungary, and St. Kitts & Nevis offered students additional applied learning opportunities in fields such as music, public health, and systems engineering. In all, 53% of students who participated in education abroad in 2023-2024 participated in a program with an applied or project-based learning component.

The International Studies Office (ISO) awarded three new Global Experience Bicentennial Scholarships in the 2023-2024 academic year: the Buckhorn Foundation, Masood Family, and Rue Mazarine. These were awarded to thirteen students studying in Belgium, Germany, Ireland, Spain, Sweden, and the United Kingdom. These scholarships are three of the seventeen scholarships administered by the ISO in 2023-2024. A total of just under \$510,000 in scholarship funds was awarded to 235 undergraduates. An additional \$500,000 in undergraduate scholarships was awarded by the schools and other university funding sources. Just over \$700,000 was awarded as graduate student scholarships. A total of \$2,019,983 in need-based financial aid was awarded to 378 undergraduate students.

Students who study, research, or intern abroad draw on their experiences in the workplace and in their personal lives. They express higher levels of satisfaction with their UVA experience than do peers who did not go abroad during their studies. We look forward to delivering even more education abroad programs and opportunities in 2024-2025 and making sure they are accessible to students regardless of major or family income.



TOTAL PARTICIPATION, 2023-2024

STUDENT TYPE	FALL	FALL EMBEDDED	YEAR	JANUARY	SPRING	SPRING EMBEDDED	SUMMER	GRAND TOTAL
Undergraduate Study Abroad	146	19	8	369	382	64	761	1749
Undergraduate Independent Projects	11	0	0	6	20	0	91	128
Graduate/Professional Study Abroad	29	130	3	32	11	189	195	589
Graduate/Professional Independent Projects	59	0	9	19	63	0	113	263
TOTAL	245	149	20	426	476	253	1160	2729

*Includes students engaged in study abroad and in independent projects abroad.
Includes students who had multiple Education Abroad experiences in AY 23-24.*

UVA FACULTY-LED EDUCATION PROGRAMS, 2023-2024

ADMINISTRATIVE HOME	PROGRAMS	FACULTY	STAFF	TA	VOLUNTEER
ISO*	69	67	24	3	1
COMM Grad	5	7	5	0	0
Darden GR (EMBA)	10	11	10	0	0
Darden DWC (MBA)	5	6	3	0	0
Law	5	5	0	0	0
TOTAL	94	96	42	3	1

**Includes all ISO-administered programs (UG and Grad) other than those indicated by graduate schools listed above.*

APPLIED LEARNING ABROAD, 2023-2024

TYPE OF PROGRAM	FALL SEMESTER	JANUARY	SPRING SEMESTER	SUMMER	TOTAL
Internship Programs	1	0	3	79	83
Field Study/Practicum Programs	46	64	90	61	261
Project-Based Programs	164	336	269	358	1127
Research Programs	0	0	0	6	6
GRAND TOTAL	211	400	362	504	1477

LEADING DESTINATIONS

TOP TEN UNDERGRADUATE DESTINATIONS	
COUNTRY	STUDENTS
Spain	393
United Kingdom	330
Italy	235
France	98
Denmark	71
Multiple - Europe	57
Australia	51
Argentina	42
Germany	34
Ireland	33

TOP TEN GRADUATE/PROFESSIONAL DESTINATIONS	
COUNTRY	STUDENTS
Multiple - Europe	78
Argentina	68
Australia	62
Italy	52
South Africa	49
Morocco	45
India	38
France	37
United Kingdom	35
Germany	29

ALL DESTINATIONS

COUNTRY	UGRAD	GRAD/PROF	TOTAL
Argentina	42	68	110
Aruba	0	1	1
At Sea	6	0	6
Australia	51	62	113
Austria	1	5	6
Bangladesh	0	4	4
Belgium	24	5	29
Bolivia	1	4	5
Brazil	1	4	5
Canada	1	16	17
Chile	3	2	5
China	1	4	5
Colombia	0	3	3
Costa Rica	13	10	23
Croatia	1	1	2
Czech Republic	18	3	21
Democratic Republic of Congo	0	1	1
Denmark	71	2	73
Dominica	15	0	15
Ecuador	18	0	18
Egypt	2	0	2
Estonia	0	3	3
Finland	0	2	2

COUNTRY	UGRAD	GRAD/PROF	TOTAL
France	98	38	136
Germany	34	29	63
Ghana	1	3	4
Greece	31	9	40
Guatemala	18	0	18
Honduras	0	8	8
Hong Kong	3	2	5
Hungary	11	2	13
India	22	38	60
Indonesia	1	0	1
Ireland	33	26	59
Israel	1	0	1
Italy	235	52	287
Jamaica	0	1	1
Japan	8	7	15
Jordan	17	0	17
Kazakhstan	1	1	2
Kenya	30	8	38
Malta	0	1	1
Mexico	15	11	26
Morocco	17	45	62
Multiple - Antarctica/South America	1	0	1

ALL DESTINATIONS

COUNTRY	UGRAD	GRAD/PROF	TOTAL
Multiple - Caribbean/Europe/Northern America	0	1	1
Multiple - Central America/South America	0	24	24
Multiple - East Africa	0	1	1
Multiple - East Africa/Europe	0	1	1
Multiple - East Asia	12	4	16
Multiple - East Asia/Europe	0	1	1
Multiple - East Asia/Northern America	0	1	1
Multiple - East Asia/South-East Asia	1	0	1
Multiple - Europe	57	78	135
Multiple - Europe/Middle East and North Africa	1	28	29
Multiple - Europe/South-East Asia	0	1	1
Multiple - South America	0	1	1
Multiple - South Asia	1	2	3
Multiple - South Asia/South-East Asia	2	0	2
Multiple - South-East Asia	24	28	52
Nepal	5	1	6
Netherlands	8	2	10
New Zealand	4	0	4
Nicaragua	14	0	14
Nigeria	0	1	1
Norway	1	0	1
Pakistan	0	1	1
Panama	1	0	1

COUNTRY	UGRAD	GRAD/PROF	TOTAL
Peru	1	1	2
Philippines	0	4	4
Poland	2	1	3
Portugal	20	3	23
Saint Kitts and Nevis	8	3	11
Senegal	0	1	1
Singapore	14	1	15
South Africa	10	49	59
South Korea	24	25	49
Spain	393	20	413
Sweden	23	3	26
Switzerland	3	14	17
Taiwan	18	2	20
Tanzania	2	8	10
Thailand	1	0	1
Turkey	0	1	1
Uganda	0	2	2
United Arab Emirates	28	5	33
United Kingdom	330	35	365
Uruguay	0	1	1
Vietnam	23	16	39
GRAND TOTAL	1877	852	2729



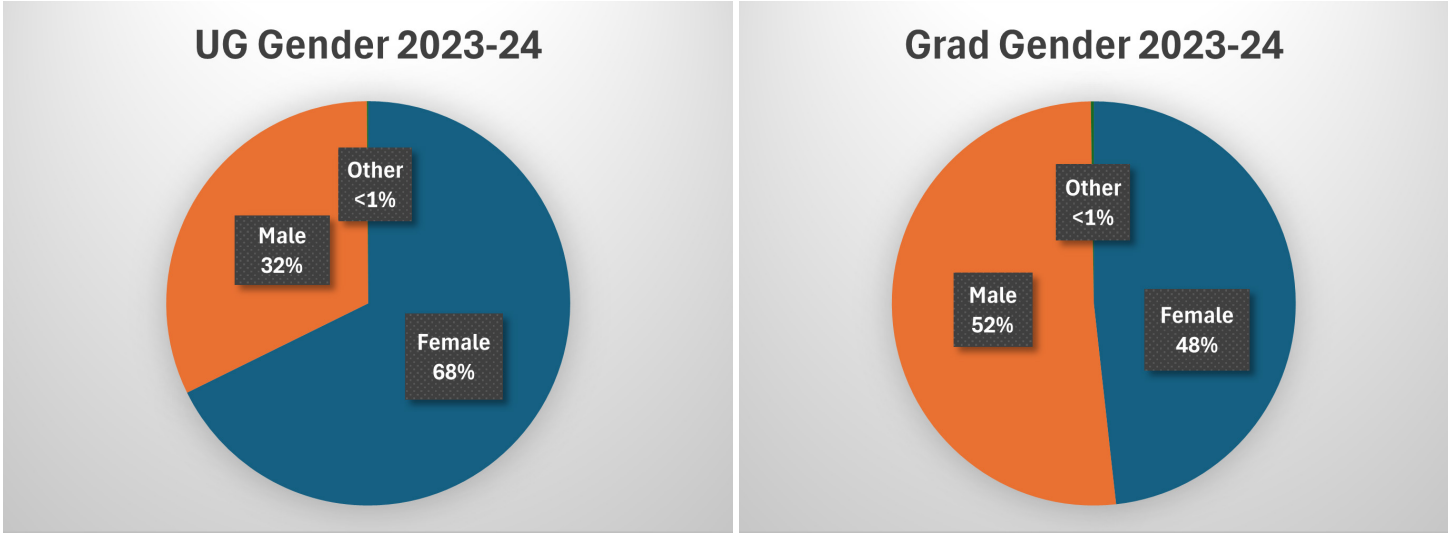
ACTUAL COUNTRIES (incl. multiple locations)
Algeria
Antarctica
Argentina
Armenia
Aruba
At Sea
Australia
Austria
Bangladesh
Belgium
Bolivia
Bosnia & Herzegovina
Brazil
Cambodia
Canada
Chile
China
Colombia
Costa Rica
Croatia
Czech Republic
Democratic Republic of Congo
Denmark
Dominica
Ecuador
Egypt
Estonia
Finland
France
Germany
Ghana
Greece
Guatemala
Honduras
Hong Kong
Hungary
Iceland
India
Indonesia
Ireland
Israel

ACTUAL COUNTRIES (incl. multiple locations)
Italy
Jamaica
Japan
Jordan
Kazakhstan
Kenya
Laos
Malaysia
Malta
Mexico
Morocco
Nepal
Netherlands
New Zealand
Nicaragua
Nigeria
Norway
Pakistan
Panama
Peru
Philippines
Poland
Portugal
Romania
Saint Kitts and Nevis
Senegal
Serbia
Singapore
South Africa
South Korea
Spain
St. Kitts & Nevis
Sweden
Switzerland
Taiwan
Tanzania
Thailand
Turkey
Uganda
United Arab Emirates
United Kingdom
Uruguay
Vietnam



STUDENT PARTICIPATION DEMOGRAPHICS

STUDENT PARTICIPATION BY GENDER



UNDERGRADUATE			
GENDER	2021-2022	2022-2023	2023-2024
Female	69.99%	69.97%	67.71%
Male	30.01%	30.03%	32.18%
Other	-	-	0.11%

GRADUATE/PROFESSIONAL			
GENDER	2020-2021	2020-2021	2022-2023
Female	46.21%	48.85%	48.24%
Male	53.79%	51.07%	51.53%
Other	-	0.09%	0.23%

PARTICIPATION BY ETHNICITY/RACE: UNDERGRADUATE

ETHNICITY/RACE	COUNT	% OF UG STUDENTS ABROAD	UVA UG ENROLLMENT	NATIONAL AVERAGE (UG + GRAD)*
American Indian or Alaska Native	2	0.11%	Less than 1%	0.40%
Asian	240	12.79%	19.35%	8.60%
Black or African American	126	6.71%	7.55%	5.30%
Hispanic	181	9.64%	7.29%	11.90%
Multi-Race	120	6.39%	5.81%	5.30%
Native Hawaiian or Other Pacific Islander	2	0.11%	Less than 1%	-
White	1111	59.19%	50.19%	68.60%
Race and Ethnicity Unknown	95	5.06%	4.99%	-
GRAND TOTAL	1877	100.00%		

*Note: Data from the Institute of International Education Open Doors Report.



PARTICIPATION BY ETHNICITY/RACE: GRADUATE

ETHNICITY/RACE	COUNT	% OF GRAD STUDENTS ABROAD	UVA GRAD ENROLLMENT	NATIONAL AVERAGE (UG + GRAD)*
Asian	134	15.73%	9.57%	8.60%
Black or African American	59	6.92%	6.02%	5.30%
Hispanic	73	8.57%	5.76%	11.90%
Multi-Race	25	2.93%	3.56%	5.30%
White	490	57.51%	49.63%	68.60%
Race and Ethnicity Unknown	71	8.33%	1.53%	-
GRAND TOTAL	852	100.00%		

*Note: Data from the Institute of International Education Open Doors Report.

UNDERGRADUATE BY RESIDENCE

PROGRAM	IN-STATE	OUT-OF-STATE	TOTAL
UVA	668	403	1071
UVA Partner*	67	64	131
Exchange	79	28	107
Outside	190	250	440
Independent	64	64	128
GRAND TOTAL	1068	809	1877

*Note: Current UVA Partner programs are UVA in Italy: Florence: General Studies (in affiliation with ISI) and UVA in Italy: Siena (in affiliation with CET).

UNDERGRADUATE FIRST-GENERATION STUDENTS

STUDENT	FALL/YEAR	JANUARY	SPRING	SUMMER	GRAND TOTAL
First Generation	21	61	42	112	236
Total UG Abroad	184	375	466	852	1877
% of UG Abroad	11.41%	16.27%	9.01%	13.15%	12.57%

Note: In Fall of 2023, 15% of undergraduate students at UVA identified as First-Generation students.



FINANCIAL AID FOR EDUCATION ABROAD, UNDERGRADUATE STUDENTS

TERM	NUMBER OF RECIPIENTS OF ALL NEED-BASED AID	PERCENT-AGE OF UG ABROAD (ALL NEED-BASED AID)	NUMBER OF RECIPIENTS OF PELL GRANT	PERCENT-AGE OF UG ABROAD (PELL GRANT RECIPIENTS)	TOTAL # UG ABROAD	TOTAL AMOUNT OF GRANTS & LOANS
Fall 2023	43	24.86%	25	14.45%	165	\$629,840
January 2024	85	23.04%	78	21.14%	369	\$399,001
Spring 2024	74	16.30%	31	6.83%	446	\$991,142
Year*					8	
Summer 2024	176	23.13%	78	10.25%	761	\$306,908
TOTAL	378	21.61%	212	12.12%	1749	\$2,019,983

*Note: Aid recipients included in spring and fall semester data

INSTITUTIONAL FINANCIAL NEED DATA						
	2023-24	% OF UG ENROLLMENT	2022-23	% OF UG ENROLLMENT	2021-22	% OF UG ENROLLMENT
Financial Need	5,277	31.60%	5,676	33.60%	5,631	34.47%
Pell	2,522	15.10%	2,361	13.90%	2,374	13.90%

YEAR	ALL NEED-BASED AID		PELL GRANT	
	% OF UG ENROLLMENT	% OF UG ABROAD	% OF UG ENROLLMENT	% OF UG ABROAD
2023-24	31.60%	21.61%	15.10%	12.12%
2022-23	33.60%	20.36%	13.90%	10.36%
2021-22	34.47%	13.43%	13.90%	7.76%
2020-21	36.12%	-	14.55%	-
2019-20	35.89%	38.06%	14.05%	19.62%



OTHER FINANCIAL SUPPORT

SCHOLARSHIPS AWARDED THROUGH ISO		
TERM	# OF RECIPIENTS	AMOUNT
Fall 2023	25	\$37,200
Spring 2024	50	\$90,205
Summer 2024	165	\$386,376
TOTAL	240	\$513,781

PASSPORT GRANTS AWARDED		
YEAR	# OF RECIPIENTS	AMOUNT
2022-23	57	\$14,020
2023-24	56	\$13,920

Note: Grants awarded to Pell recipients applying for study abroad to cover costs of obtaining a passport.

PRE-TRAVEL ADVANCES ISSUED		
YEAR	# OF RECIPIENTS	AMOUNT
2022-23	33	\$69,521
2023-24	39	\$73,560

Note: A financial resource for students seeking to cover pre-travel expenses associated with studying abroad.



OTHER SCHOOL-ADMINISTERED GLOBAL SCHOLARSHIPS					
SCHOOL	UG AWARDS	UG TOTAL	GRAD AWARDS	GRAD TOTAL	GRAND TOTAL
Batten	23	\$34,915	5	\$11,000	\$45,915
McIntire	74	\$239,400	65	\$138,000	\$377,400
Darden	0	\$0	83	\$373,500	\$373,500
Nursing	**	**	**	**	**
Architecture	20	\$28,250	18	\$69,500	\$97,750
CGHE/SOM (includes Residents)	32	\$80,950	63	\$109,338	\$190,288
Clark Scholars (SEAS)	18	\$130,000	**	**	\$130,000
Arts & Sciences	3	\$21,000	**	**	\$21,000
TOTALS	170	\$534,515	234	\$701,338	\$1,235,853

**Note: Snapshot of data reported to ISO; not comprehensive.*

***Not available at time of publication.*

STUDENTS ABROAD BY SCHOOL OF ENROLLMENT

UNDERGRADUATE	
SCHOOL OF ENROLLMENT	STUDENTS
Architecture Undergraduate	89
Arts & Sciences Undergraduate	1145
Commerce Undergraduate	180
Education Undergraduate	39
Engineering Undergraduate	229
Ldsh & Public Policy Undergrad	47
Nursing Undergraduate	47
SCPS Undergraduate	1
GRAND TOTAL	1777

Note: Students who went abroad multiple times only counted once

GRADUATE/PROFESSIONAL	
SCHOOL OF ENROLLMENT	STUDENTS
Architecture Graduate	41
Arts & Sciences Graduate	101
Business	310
Commerce Graduate	135
Data Science Graduate	2
Education Graduate	8
Engineering Graduate	55
Law	49
Ldsh & Public Policy Grad	7
Medicine	26
Medicine Graduate	18
Nursing Graduate	9
GRAND TOTAL	761



CLASS OF 2024 - UNDERGRADUATE EDUCATION ABROAD PARTICIPATION

825 undergraduates from the class of 2024 (**19%** of the entire class) participated in at least one education abroad experience.

SCHOOL OF ENROLLMENT	COUNT	% OF TOTAL WHO WENT ABROAD	DEGREES AWARDED	% OF GRADUATING CLASS IN SCHOOL
Architecture Undergraduate	47	5.70%	116	2.67%
Arts & Sciences Undergraduate	526	63.76%	2631	60.55%
Commerce Undergraduate	118	14.30%	389	8.95%
Education Undergraduate	23	2.79%	181	4.17%
Engineering Undergraduate	67	8.12%	711	16.36%
Ldsh & Public Policy Undergrad	37	4.48%	98	2.26%
Nursing Undergraduate	7	0.85%	153	3.52%
GRAND TOTAL	825	100.00%		

UNDERGRADUATE BY ACADEMIC YEAR

UNDER-GRAD YEAR	FALL SEMESTER	FALL EMBEDDED	YEAR	JANUARY	SPRING SEMESTER	SPRING EMBEDDED	SUMMER	GRAND TOTAL
1st Year	12	0	0	9	2	0	228	251
2nd Year	28	0	3	43	66	2	427	569
3rd Year	59	0	5	144	323	16	185	732
4th Year	58	19	0	179	11	46	12	325
GRAND TOTAL	157	19	8	375	402	64	852	1877



DEGREE PROGRAM OF UNDERGRADUATE STUDENTS

Sorted by number of students (double majors counted twice)

MAJOR	COUNT
Arts & Sciences Undeclared	322
Commerce (BSC)	180
Economics (BA)	105
INTER-Global Studies (BA)	103
Media Studies (BA)	72
Architecture (BS)	67
Computer Science (BS)	62
Computer Science (BA)	61
Foreign Affairs (BA)	59
English (BA)	56
Psychology (BA)	56
Spanish (BA)	52
Biology (BA)	50
Public Policy & Leadership(-BA)	47
Nursing (BSN)	46
Systems Engineering (BS)	46
History (BA)	42
INTER-Cognitive Science (BA)	39
Biomedical Engineering (BS)	31
Government (BA)	23
Civil Engineering (BS)	21
Mechanical Engineering (BS)	21
Sociology (BA)	20
Aerospace Engineering (BS)	19
Anthropology (BA)	19
Applied Statistics (BA)	19
INTER-Computer Science (BA)	19
French (BA)	18
Art-Art History (BA)	16
Kinesiology (BSED)	16
Art-Studio Art (BA)	15
Computer Engineering (BS)	15
Environmental Sciences (BS)	15
INTER-American Studies (BA)	15
INTER-Neuroscience (BA)	15
Chemistry-Biochemistry (BS)	14
INTER-Environ Tht & Pract (BA)	13

MAJOR	COUNT
INTER-Polit Phil Pol&Law (BA)	13
Philosophy (BA)	13
Environmental Sciences (BA)	12
INTER-Archaeology (BA)	12
INTER-Political&Soc Tht (BA)	12
Music (BA)	12
Religious Studies (BA)	11
Architecture Undeclared	10
Chemical Engineering (BS)	10
Youth & Social Innovatn (BSED)	10
INTER-Human Biology (BA)	9
Mathematics (BA)	9
Urban & Environ Plan-ning(BUEP)	9
Speech Comm Disorders (BSED)	8
Behavioral Neuroscience (BS)	7
Drama (BA)	7
Electrical Engineering (BS)	7
INTER-East Asian Studies (BA)	7
Afr-Am & African Studies (BA)	6
AREA-Latin American Stds (BA)	6
Classics (BA)	6
English-Poetry Writing (BA)	6
Architectural History (BARH)	5
Chemistry (BA)	5
Mathematics-Financial (BA)	4
Physics (BA)	4
Physics (BS)	4
Biology (BS)	3
Elementary Education (BSED)	3
Government-Foreign Affairs(-BA)	3
INTER-Chinese Lang & Lit (BA)	3

MAJOR	COUNT
INTER-Linguistics (BA)	3
Slavic (BA)	3
Astronomy-Physics (BS)	2
Chemistry (BS)	2
Engineering Science (BS)	2
German (BA)	2
INTER-Echols Scholar (BA)	2
INTER-Interdisciplinary (BA)	2
INTER-Women Gndr Sexual-ity(BA)	2
Materials Science and Eng (BS)	2
Mathematics-Graduate Prep (BA)	2
Mathematics-Prob & Stats (BA)	2
Slavic-Russian & E Europe (BA)	2
Special Education (BSED)	2
Statistics (BS)	2
Chemistry-Environmental (BS)	1
English-Medieval & Re-naiss(BA)	1
Interdisciplinary Stud-ies(BIS)	1
INTER-German Studies (BA)	1
INTER-Japanese Lang & Lit (BA)	1
INTER-Medieval Studies(BA)	1
INTER-Middle E Studies (BA)	1
Nursing RN to BSN (BSN)	1
GRAND TOTAL	2085

UNDERGRADUATE MAJORS ABROAD BY ACADEMIC YEAR

Only counting first declared major

1ST YEAR	COUNT
Aerospace Engineering (BS)	1
Architecture Undeclared	10
Arts & Sciences Undeclared	188
Biomedical Engineering (BS)	7
Chemical Engineering (BS)	3
Civil Engineering (BS)	2
Classics (BA)	1
Computer Engineering (BS)	6
Computer Science (BA)	1
Computer Science (BS)	9
Electrical Engineering (BS)	1
Environmental Sciences (BS)	1
History (BA)	1
INTER-Neuroscience (BA)	1
Kinesiology (BSED)	2
Mechanical Engineering (BS)	4
Nursing (BSN)	8
Systems Engineering (BS)	5
TOTAL	251

2ND YEAR (CONT.)	COUNT
Chemistry-Biochemistry (BS)	5
Civil Engineering (BS)	13
Computer Engineering (BS)	5
Computer Science (BA)	21
Computer Science (BS)	20
Drama (BA)	2
Economics (BA)	10
Electrical Engineering (BS)	2
Elementary Education (BSED)	2
English (BA)	8
English-Poetry Writing (BA)	2
Environmental Sciences (BA)	1
Environmental Sciences (BS)	7
Foreign Affairs (BA)	18
French (BA)	1
German (BA)	1
Government (BA)	11
Government-Foreign Affairs(BA)	4
History (BA)	11
INTER-American Studies (BA)	2
INTER-Archaeology (BA)	4
INTER-Cognitive Science (BA)	8
INTER-East Asian Studies (BA)	2
INTER-Environ Tht & Pract (BA)	2
INTER-Global Studies (BA)	21
INTER-Human Biology (BA)	3
INTER-Neuroscience (BA)	9
INTER-Polit Phil Pol&Law (BA)	3
INTER-Political&Soc Tht (BA)	6
Kinesiology (BSED)	6
Materials Science and Eng (BS)	1

2ND YEAR (CONT.)	COUNT
Mathematics (BA)	4
Mathematics-Prob & Stats (BA)	2
Mechanical Engineering (BS)	8
Media Studies (BA)	20
Nursing (BSN)	27
Nursing RN to BSN (BSN)	1
Philosophy (BA)	1
Physics (BS)	1
Psychology (BA)	12
Religious Studies (BA)	3
Slavic (BA)	1
Sociology (BA)	3
Spanish (BA)	10
Speech Comm Disorders (BSED)	1
Statistics (BS)	1
Systems Engineering (BS)	25
Urban & Environ Plan-ning(BUEP)	3
Youth & Social Innovatn (BSED)	2
TOTAL	569

2ND YEAR	COUNT
Aerospace Engineering (BS)	14
Anthropology (BA)	4
Applied Statistics (BA)	6
Architecture (BS)	17
Art-Art History (BA)	1
Arts & Sciences Undeclared	147
Art-Studio Art (BA)	1
Astronomy-Physics (BS)	2
Behavioral Neuroscience (BS)	3
Biology (BA)	16
Biology (BS)	1
Biomedical Engineering (BS)	17
Chemical Engineering (BS)	1
Chemistry (BA)	3

UNDERGRADUATE MAJORS ABROAD BY ACADEMIC YEAR (cont.)

Only counting first declared major

3RD YEAR	COUNT
Aerospace Engineering (BS)	1
Anthropology (BA)	6
Applied Statistics (BA)	6
Architectural History (BARH)	3
Architecture (BS)	18
AREA-Latin American Stds (BA)	1
Art-Art History (BA)	9
Arts & Sciences Undeclared	2
Art-Studio Art (BA)	6
Astronomy-Physics (BS)	1
Behavioral Neuroscience (BS)	4
Biology (BA)	19
Biomedical Engineering (BS)	6
Chemical Engineering (BS)	6
Chemistry (BS)	1
Chemistry-Biochemistry (BS)	7
Chemistry-Environmental (BS)	1
Civil Engineering (BS)	6
Classics (BA)	1
Commerce (BSC)	114
Computer Engineering (BS)	2
Computer Science (BA)	29
Computer Science (BS)	25
Drama (BA)	2
Economics (BA)	52
Electrical Engineering (BS)	1
Elementary Education (BSED)	1
English (BA)	25
English-Medieval & Renaiss(BA)	1
English-Poetry Writing (BA)	2
Environmental Sciences (BA)	7
Environmental Sciences (BS)	5

3RD YEAR (CONT.)	COUNT
Foreign Affairs (BA)	29
French (BA)	4
Government (BA)	10
History (BA)	13
INTER-American Studies (BA)	8
INTER-Archaeology (BA)	5
INTER-Cognitive Science (BA)	17
INTER-Computer Science (BA)	5
Interdisciplinary Studies(BIS)	1
INTER-East Asian Studies (BA)	3
INTER-Echols Scholar (BA)	1
INTER-Environ Tht & Pract (BA)	6
INTER-Global Studies (BA)	47
INTER-Human Biology (BA)	6
INTER-Interdisciplinary (BA)	1
INTER-Linguistics (BA)	1
INTER-Neuroscience (BA)	4
INTER-Polit Phil Pol&Law (BA)	4
INTER-Political&Soc Tht (BA)	3
INTER-Women Gndr Sexuality(BA)	2
Kinesiology (BSED)	7
Materials Science and Eng (BS)	1
Mathematics (BA)	3
Mathematics-Financial (BA)	2
Mathematics-Graduate Prep (BA)	1
Mechanical Engineering (BS)	6
Media Studies (BA)	31
Music (BA)	4
Nursing (BSN)	14
Philosophy (BA)	6
Physics (BA)	1
Physics (BS)	2

3RD YEAR (CONT.)	COUNT
Psychology (BA)	17
Public Policy & Leadership(BA)	30
Religious Studies (BA)	5
Slavic (BA)	1
Slavic-Russian & E Europe (BA)	1
Sociology (BA)	10
Spanish (BA)	18
Special Education (BSED)	2
Speech Comm Disorders (BSED)	5
Systems Engineering (BS)	12
Urban & Environ Planning(BUEP)	5
Youth & Social Innovatn (BSED)	8
TOTAL	732

4TH YEAR	COUNT
Aerospace Engineering (BS)	2
Afr-Am & African Studies (BA)	3
Anthropology (BA)	4
Applied Statistics (BA)	2
Architecture (BS)	38
AREA-Latin American Stds (BA)	1
Art-Art History (BA)	3
Biology (BA)	7
Biology (BS)	1
Biomedical Engineering (BS)	3
Chemistry (BA)	1
Chemistry-Biochemistry (BS)	2
Classics (BA)	1
Commerce (BSC)	70
Computer Engineering (BS)	2
Computer Science (BA)	2
Computer Science (BS)	7
Drama (BA)	1
Economics (BA)	16
Electrical Engineering (BS)	1

UNDERGRADUATE MAJORS ABROAD BY ACADEMIC YEAR (cont.)

Only counting first declared major

4TH YEAR (CONT.)	COUNT
Engineering Science (BS)	1
English (BA)	13
English-Poetry Writing (BA)	1
Environmental Sciences (BA)	1
Environmental Sciences (BS)	2
Foreign Affairs (BA)	6
French (BA)	4
History (BA)	4
INTER-American Studies (BA)	5
INTER-Chinese Lang & Lit (BA)	1
INTER-Cognitive Science (BA)	10
INTER-Computer Science (BA)	10
INTER-Echols Scholar (BA)	2
INTER-Environ Tht & Pract (BA)	1
INTER-Global Studies (BA)	16
INTER-Human Biology (BA)	1
INTER-Interdisciplinary (BA)	1
INTER-Polit Phil Pol&Law (BA)	1
INTER-Political&Soc Tht (BA)	2
Kinesiology (BSED)	1
Mathematics-Financial (BA)	1
Mechanical Engineering (BS)	3
Media Studies (BA)	4
Music (BA)	3
Nursing (BSN)	9
Philosophy (BA)	2
Physics (BA)	1
Physics (BS)	1
Psychology (BA)	11
Public Policy & Leadership(BA)	20
Sociology (BA)	4

4TH YEAR (CONT.)	COUNT
Spanish (BA)	5
Speech Comm Disorders (BSED)	2
Statistics (BS)	2
Systems Engineering (BS)	5
Urban & Environ Plan-ning(BUEP)	2
TOTAL	325



DEGREE PROGRAM OF GRADUATE AND PROFESSIONAL STUDENTS

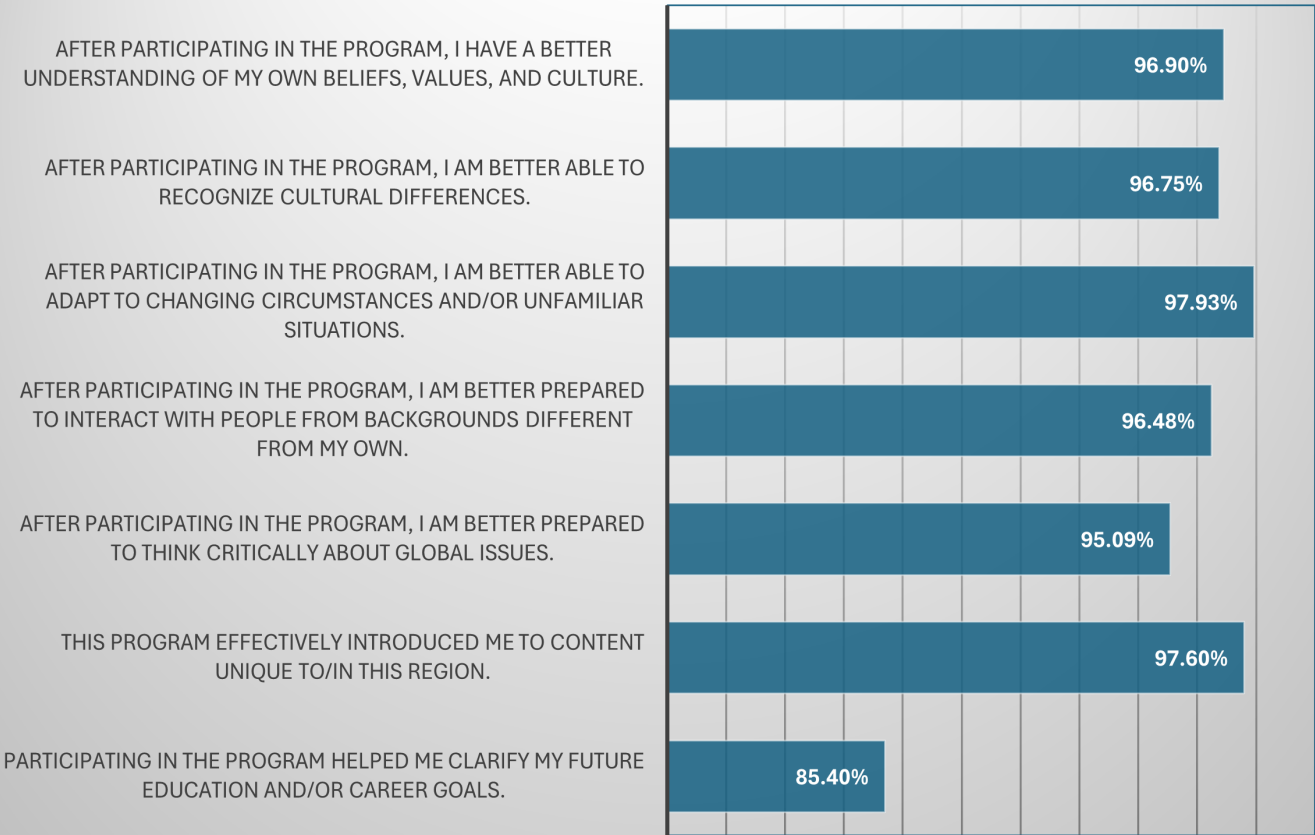
Sorted by number of students

GRADUATE DEGREE PROGRAM	COUNT
Business Administration (MBA)	142
Business Admin-NoVa (EMBA)	121
Commerce (MS)	109
Business Admin-NoVa (GEMBA)	47
Law (JD)	46
Architecture (MArch)	27
Medicine (MD)	25
Management Info Tech-NoVa	15
History of Art & Arch (PhD)	12
Accounting (MS)	10
History (MA)	10
Landscape Architecture (MLAR)	10
Biomedical Engineering (PhD)	9
Nursing (MSN)	9
Civil Engineering (PhD)	8
Mechanical & Aerospace (PhD)	8
Psychology (MA)	8
Biological & Physical Sci (MS)	7
Astronomy (MS)	6
Computer Science (PhD)	6
Sociology (MA)	6
Computer Engineering (PhD)	5
Public Health (MPH)	5
Systems Engineering (PhD)	5
Anthropology (PhD)	4
Astronomy (PhD)	4
Chemistry (PhD)	4
Computer Science (MCS)	4
Education (PhD)	4
English (MA)	4
Mathematics (MS)	4
Public Policy (MPP-2yr)	4
Anthropology (MA)	3
French (MA)	3
Law (LLM)	3
Microbiology (PhD)	3
Public Policy (MPP)	3
Religious Studies (PhD)	3
Clinical Research (MS)	2
Comm Science & Disorders (MED)	2

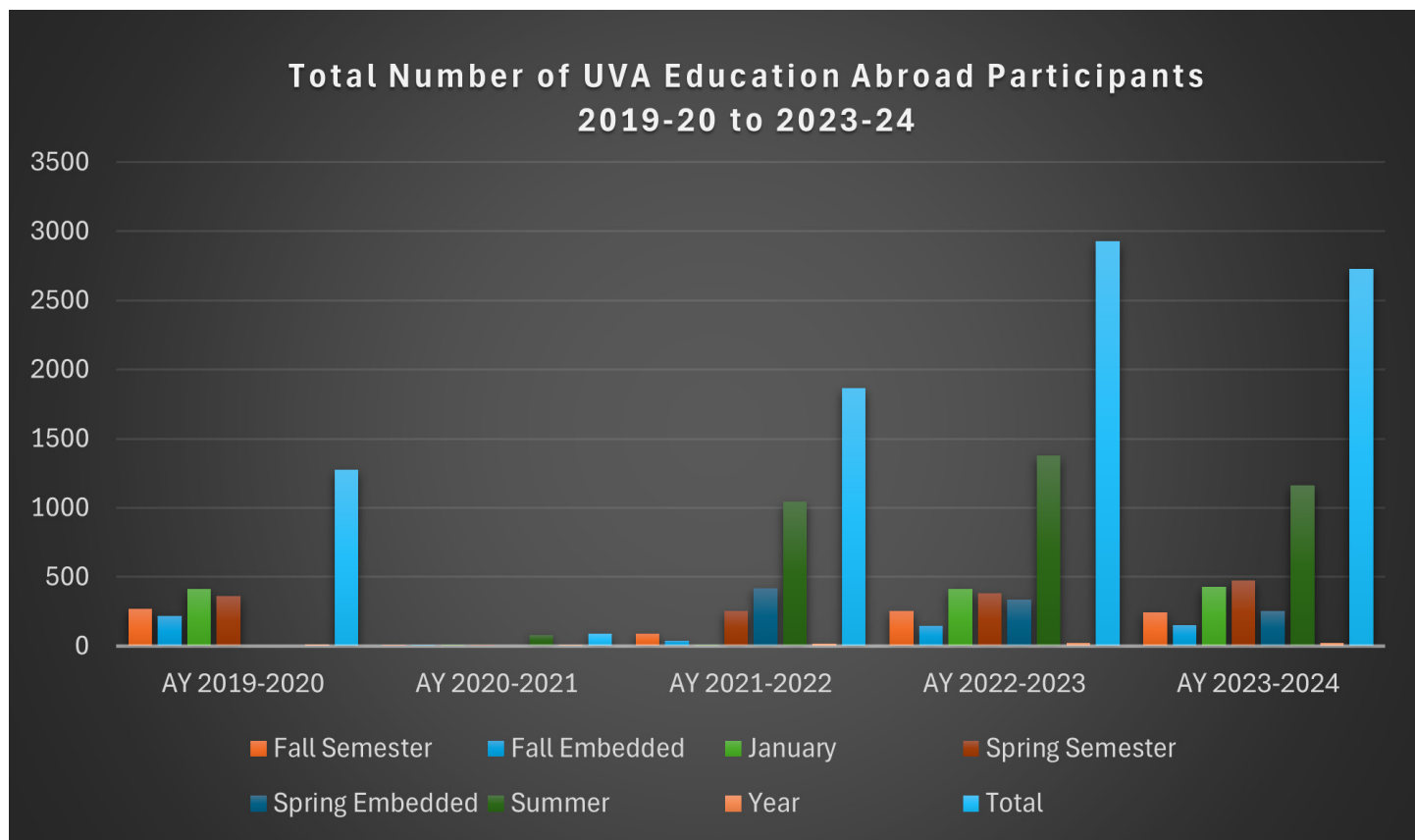
GRADUATE DEGREE PROGRAM	COUNT
Data Science (MS)	2
Economics (MA)	2
Electrical Engineering (PhD)	2
Foreign Affairs (PhD)	2
Music (MA)	2
Music (PhD)	2
Philosophy (PhD)	2
Psychology (PhD)	2
Religious Studies (MA)	2
Systems Engineering (ME)	2
Systems Engineering (MS)	2
Urban & Environ Planning(MUEP)	2
Architectural History (MARH)	1
Biology (PhD)	1
Chemical Engineering (PhD)	1
Civil Engineering (ME)	1
Clinical Psychology (PhD)	1
Constructed Environment (PhD)	1
Data Science (PHD)	1
East Asian Studies (MA)	1
Educational Psychology (MED)	1
English (PhD)	1
Environmental Sciences (MS)	1
Foreign Affairs (MA)	1
French (PhD)	1
Government (PhD)	1
History (PhD)	1
Kinesiology (MED)	1
Materials Sci & Engr (PhD)	1
Mathematics (PhD)	1
Mechanical & Aerospace Eng(MS)	1
Neuroscience (PhD)	1
Pharmacology (PhD)	1
Physics (MA)	1
Physics (MS)	1
Physics (PhD)	1
Sociology (PhD)	1
Spanish (MA)	1
Spanish (PhD)	1
TOTAL	761

EDUCATION ABROAD PROGRAM AND COURSE EVALUATION DATA,
UNDERGRADUATE STUDENTS
Summer 2018 - Spring 2023

Global Learning Outcomes (2021-2024)



HISTORICAL DATA OF EDUCATION ABROAD (Previous 5 academic years)



TOTAL NUMBER OF UVA EDUCATION ABROAD PARTICIPANTS 2019-20 to 2023-24

	FALL SEMESTER	FALL EMBEDDED	JANUARY	SPRING SEMESTER	SPRING EMBEDDED	SUMMER	YEAR	TOTAL
AY 2019-2020	269	218	413	362	0	0	11	1273
AY 2020-2021	3	1	1	2	0	80	3	90
AY 2021-2022	89	39	1	255	419	1045	16	1864
AY 2022-2023	254	144	413	384	334	1380	20	2929
AY 2023-2024	245	149	426	476	253	1160	20	2729

INTERNATIONAL ACADEMIC AFFILIATION AGREEMENTS

COUNTRY	COUNT
Argentina	1
Australia	7
Bahamas	1
Belgium	1
Brazil	2
Canada	2
Chile	1
China	5
Columbia	1
Denmark	2
Ecuador	2
Egypt	1
Finland	1
France	17
Germany	12
Ghana	1
Guatemala	1
Honduras	1
Hong Kong	3
Hungary	2
India	6
Ireland	1

COUNTRY	COUNT
Israel	1
Italy	7
Japan	12
Kenya	2
Korea	1
Mexico	2
New Zealand	2
Nicaragua	1
Peru	2
Poland	1
Rwanda	2
Senegal	1
Singapore	3
South Africa	1
South Korea	1
Spain	6
Sweden	3
Switzerland	1
Taiwan	1
Thailand	1
Uganda	1
United Kingdom	6
Total	129

Note: Includes active student exchange, academic cooperation, and general agreements from across UVA.



UVA UNDERGRADUATE EDUCATION ABROAD PROGRAMS

PROGRAM	TERM
UVA in Lyon (Semester)	Fall Semester
UVA London First: Global Cultures in a World City	Fall Semester
UVA in Italy: Siena (in affiliation with CET)	Fall Semester Spring Semester Summer
UVA in Valencia: Business	Fall Semester Spring Semester Summer
UVA in Valencia: Language and Culture	Fall Semester Spring Semester Summer
UVA in Valencia: Engineering	Fall Semester Spring Semester Year
UVA in Italy: Florence: General Studies (in affiliation with ISI)	Fall Semester Spring Semester Year Summer
UVA Architecture in Italy: Venice	Fall Embedded
UVA in Argentina: Global Technology Consulting	January
UVA in Australia: Australia Since 1788	January
UVA in Belgium: Language, Speech, and Culture	January
UVA in China: Game Change: Bridging the US-China Divide Through Sport	January
UVA in Dubai: Systems Engineering	January
UVA in Ecuador & the Galapagos Islands: Evolution, Ecology, and Ethics	January
UVA in Germany & Switzerland: Investing in a Sustainable Future	January
UVA in India: Urban Transformations: Exploring Sustainability Past and Present in India	January
UVA in Italy: Renaissance and Baroque Rome	January
UVA in Jordan: Cultural Authenticity in a Modern Middle Eastern Society	January
UVA in Kenya: Swahili Cultures, Then & Now	January
UVA in Kenya: The Business of Conservation	January
UVA in London: The Theatrical City	January
UVA in Paris: Making Paris Modern	January

PROGRAM	TERM
UVA in Portugal: Empire, Colonies, and Democracy	January
UVA in Prague: Threshold of European Art and Culture	January
UVA in Singapore and Hong Kong: Asian Financial Capitals	January
UVA in Spain: European Modern Architecture	January
UVA in Vietnam: An Ecological-Economic Exploration	January
UVA in St. Andrews: Science for Health Professions	Spring Semester
UVA in Valencia: Health Sciences	Spring Semester
UVA Commerce: Accounting, Finance & Professional Services in Europe (COMM 5510)*	Spring Embedded
UVA Commerce: Costa Rica: Management Consulting Practicum	Spring Embedded
UVA in England: IRC in London & Oxford	Spring Embedded
UVA in Hungary: Experiencing Hungarian Music and Cultural History	Spring Embedded
UVA in Ireland & N. Ireland: Policies for Conflict and Peace	Spring Embedded
UVA Architecture in Italy: Vicenza	Summer
UVA Clark Scholars in Guatemala: Engineering, Public Health, and Community Development	Summer
UVA Engineering in South Korea: Daegu Gyeongbuk Institute of Science and Technology (DGIST)	Summer
UVA in Buenos Aires: Global Internships	Summer
UVA in Dominica: Social Entrepreneurship in Small Island Developing States	Summer
UVA in Dublin: Internship Placement Program (IPP) Global	Summer
UVA in Germany: Global Technology Practice	Summer
UVA in Ghent: Global Internships in Education, Society, and Human Services	Summer

UVA UNDERGRADUATE EDUCATON ABROAD PROGRAMS

PROGRAM	TERM
UVA in Greece: Creative Interac- tion Design	Summer
UVA in Greece: Odyssey in the Anthropocene	Summer
UVA in Honduras: Clinical Prac- tice & Decision Making: Com- munity Health Nursing	Summer
UVA in India: Global Internships at Jindal Global University	Summer
UVA in Italy: Photography and Italian Art History	Summer
UVA in London: Culture of Lon- don: Past and Present	Summer
UVA in London: Global Intern- ships	Summer
UVA in Lyon (Summer)	Summer
UVA in Morocco: Arabic Lan- guage	Summer
UVA in Morocco: Participatory Development in Practice	Summer
UVA in Oxford	Summer
UVA in Paris: Global Internships	Summer
UVA in St. Kitts and Nevis: Pub- lic Health Sciences	Summer
UVA in Sweden: Global Sustain- ability Consulting	Summer
UVA in Valencia: Global Health	Summer
UVA in Valencia: Sports, Lan- guage, & Culture	Summer



UVA GRADUATE EDUCATION ABROAD PROGRAMS

GRAD ARCHITECTURE	
PROGRAM	TERM
Grad Architecture: Barcelona*	Fall Semester
Grad Architecture: India: Research Studio*	Fall Embedded

*Graduate and Undergraduate

DARDEN	
PROGRAM	TERM
Darden Global Residency: Argentina Executive MBA	Fall Embedded
Darden Global Residency: Finland & Estonia Executive MBA	Fall Embedded
Darden Global Residency: Italy Executive MBA	Fall Embedded
Darden Worldwide Course: Global Immersion: Morocco	Fall Embedded
Darden Global Residency: India Executive MBA	Spring Embedded
Darden Global Residency: Morocco Executive MBA	Spring Embedded
Darden Global Residency: South Africa Executive MBA	Spring Embedded
Darden Global Residency: Vietnam Executive MBA	Spring Embedded
Darden Worldwide Course: Global Immersion: Argentina	Spring Embedded
Darden Worldwide Course: Global Immersion: Australia	Spring Embedded
Darden Worldwide Course: Global Immersion: Ireland	Spring Embedded
Darden Worldwide Course: Global Immersion: South Africa	Spring Embedded
Darden Global Residency: Australia Executive MBA	Summer
Darden Global Residency: Germany Executive MBA	Summer
Darden Global Residency: South Korea Executive MBA	Summer

GRAD COMMERCE	
PROGRAM	TERM
Grad Commerce: International IT Project Retrospectives: Argentina	Fall Embedded
Grad Commerce: Global Immersion Experience: Europe & North Africa	Summer
Grad Commerce: Global Immersion Experience: Latin America	Summer
Grad Commerce: Global Immersion Experience: Scandinavia & UK	Summer
Grad Commerce: Global Immersion Experience: Southeast Asia	Summer

LAW	
PROGRAM	TERM
UVA Law: Human Rights Study Project: Kenya	January
UVA Law: January Term: Paris	January
UVA Law: International Human Rights Law Clinic: Argentina	Spring Embedded
UVA Law: International Human Rights Law Clinic: Switzerland	Spring Embedded
UVA Law: International Tax Practicum: Belgium	Spring Embedded

SCHOOL OF MEDICINE AND GRADUATE MEDICAL EDUCATION CLINICAL ELECTIVE SITES

Australia, Bahamas, Bangladesh, Belize, Canada, China, Costa Rica, Czech Republic, Denmark, Ghana, Guatemala, Guyana, India, Italy, Kenya, Laos, Philippines, Saint Kitts & Nevis, South Africa, Sweden, Tanzania, Uganda, UK, Uruguay, Vietnam

Lorna Sundberg International Center

**963
PARTICIPANTS**

**84
COUNTRIES**

**81
PROGRAMS**

The International Center continued to serve UVA's international community by providing short-term lodgings for international visitors and a range of programming including English groups, social events, cooking classes, and local outings. Monthly gatherings over pizza, hosted frequent games nights, and led nature walks on nearby woods trails, dance nights, and seasonal arts and crafts activities. The annual outdoor spring picnic saw international students, scholars, family, and community members joining in outdoor games, music, and dancing. Other engaging recurring programs were in-person cooking classes, weekly English conversation sessions, and an open house series featuring different drinks from around the world. Some individual program highlights were a Chinese tea ceremony and the return of the Thanksgiving Meal Match.

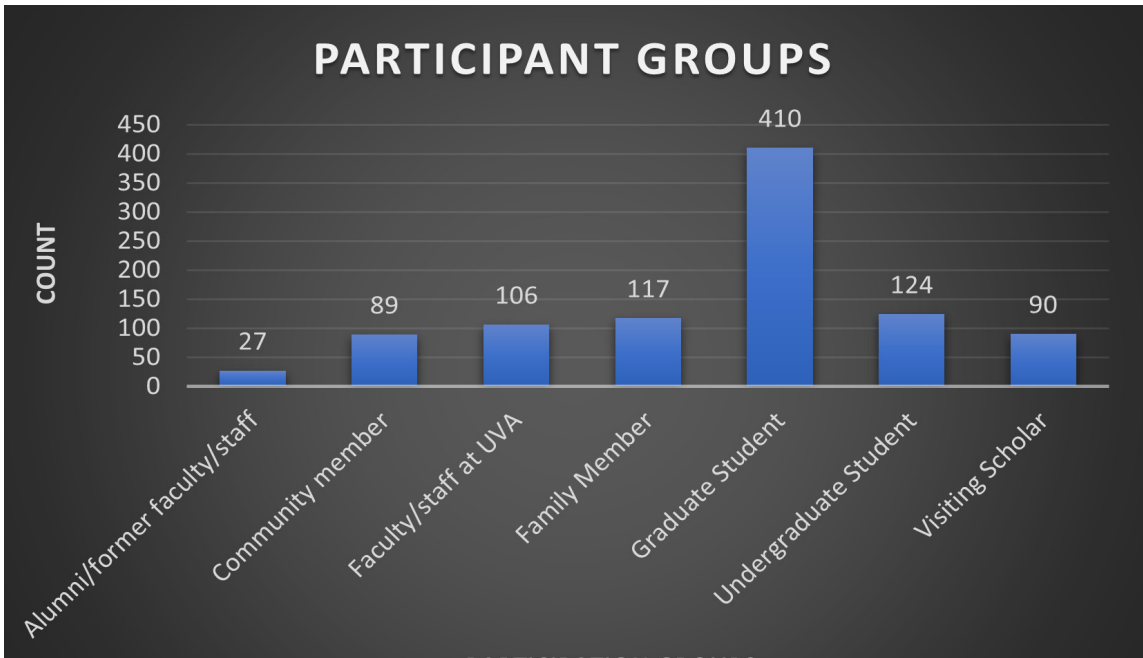
Ploi Sripoom from Thailand and Padma Lim from Hong Kong were awarded the 2024 Lorna Sundberg International Scholarship for their academic achievement, leadership, and commitment to volunteerism.

Each month, approximately 6,843 members of the UVA and Charlottesville community receive the International Center newsletter.



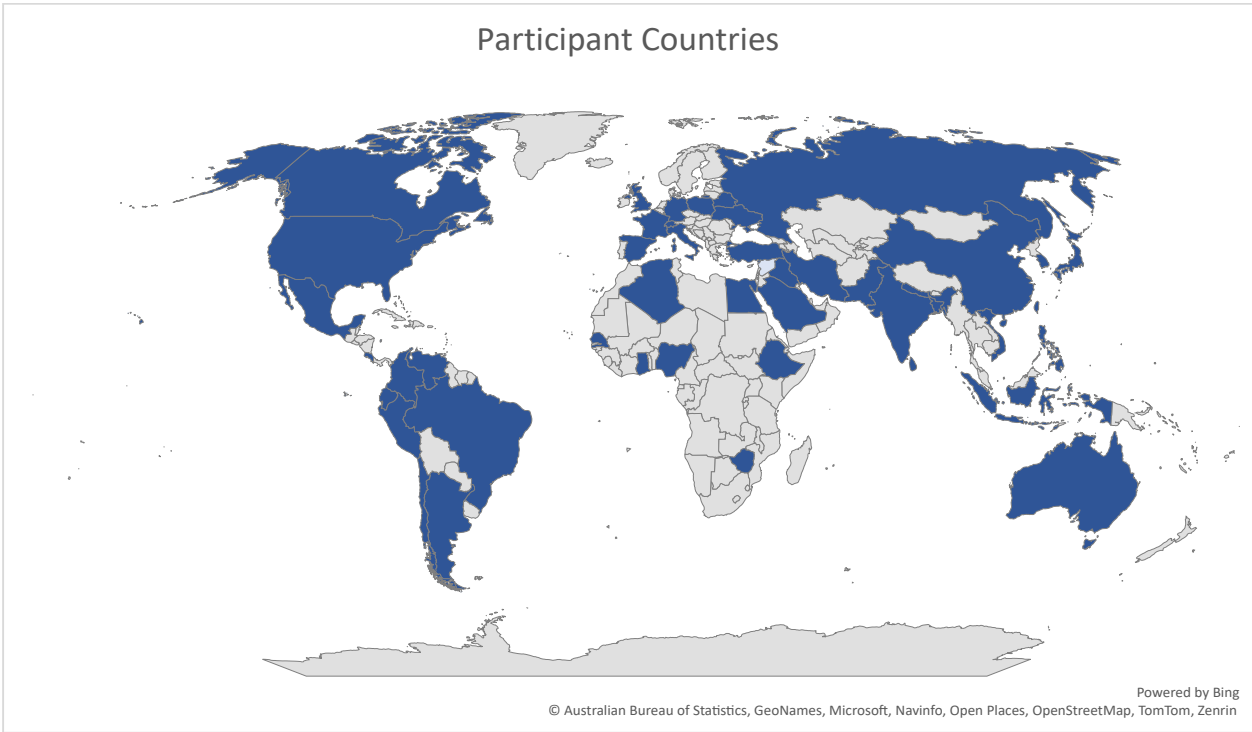
PARTICIPANT STATUS

Center programs are open to UVA students, faculty/staff, family members of UVA affiliates, and community members.



PARTICIPANT HOME COUNTRIES

Participants are from 84 countries with the most from the U.S., China, and India.



Links

International Students and Scholars Program
--

Education Abroad

International Center

Office of Citizen Scholar Development
--

UVA Global: International and Global Programs
--

Center for American English Language and Culture
